


**VICTOR REINZ®**



**CHRYSLER**  
**Q2 / 2024**



**[VictorReinz.com/online-catalog](https://VictorReinz.com/online-catalog)**



### Online Catalog

[VictorReinz.com/online-catalog](https://VictorReinz.com/online-catalog)



### Newsletter

[VictorReinz.com/EN/News/Newsletter.aspx?region](https://VictorReinz.com/EN/News/Newsletter.aspx?region)



### Youtube

[www.youtube.com/user/VictorReinzSealingEN](https://www.youtube.com/user/VictorReinzSealingEN)



### Catalog News

[VictorReinz.com/news](https://VictorReinz.com/news)



### Technical Service Information

[VictorReinz.com/tsi](https://VictorReinz.com/tsi)



### Facebook

[www.facebook.com/VictorReinzParts](https://www.facebook.com/VictorReinzParts)



### Just seal it!

[VictorReinz.com/jsi](https://VictorReinz.com/jsi)



### Technical Datasheet

[VictorReinz.com/jsi-datasheet](https://VictorReinz.com/jsi-datasheet)



### LinkedIn

[www.linkedin.com/showcase/victor-reinz-emea](https://www.linkedin.com/showcase/victor-reinz-emea)



### Safety Datasheet

[VictorReinz.com/jsi-datasheet](https://VictorReinz.com/jsi-datasheet)




### Homepage

[VictorReinz.com](https://VictorReinz.com)

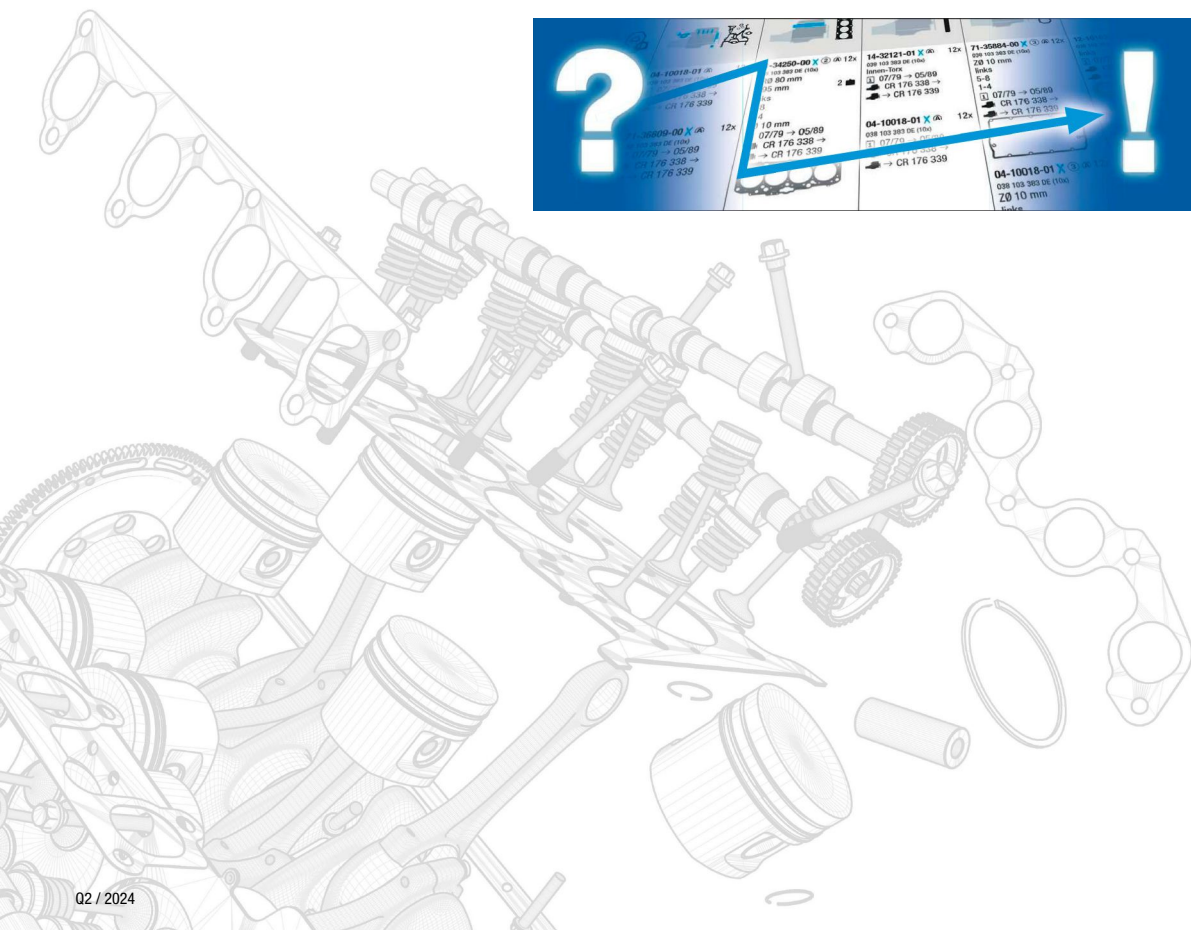




[VictorReinz.com/catalog-info](https://VictorReinz.com/catalog-info)



[VictorReinz.com/catalog-how-to-use](https://VictorReinz.com/catalog-how-to-use)



# CHRYSLER



**0-9**

09B ..... 16

169 A4.000 ..... 5

198 A2.000 ..... 7

198 A4.000 ..... 6

198 A5.000 ..... 9

198 A7.000 ..... 6

199 B1.000 ..... 5

312 A2.000 ..... 5

3E1 ..... 5

3G1A ..... 6

3Y2 ..... 6

425 CLIRS/X ..... 17

6G72 ..... 21

6Y2 ..... 6

**E**

ECC ..... 8

ECD ..... 9

ECN ..... 9

ED3 ..... 13

ED6 ..... 14

EDG ..... 10

EDJ ..... 10

EDK ..... 14

EDV ..... 11

EDZ ..... 11-13

EER ..... 17

EES ..... 18

EFA ..... 19

EGF ..... 22

EGG ..... 22

EGX ..... 22

EGZ ..... 22

EJD ..... 7

ENC ..... 14-15

ENJ ..... 15

ENR ..... 18

ENS ..... 18-19

ERB ..... 23

ERH ..... 23

EVA ..... 23

EXF ..... 20

EXL ..... 20-21



**H**

HR 425 CLI ..... 16

**J**

J8S ..... 10

J8S 890 ..... 10

**M**

M00 ..... 16

**P**

P00 ..... 16

**R**

R00 ..... 22

**S**

S01 ..... 23

**T**









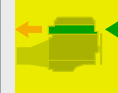






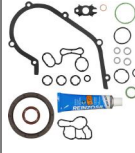


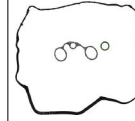


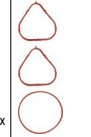












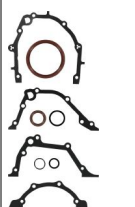














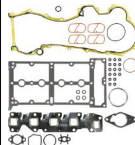






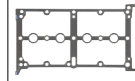









TD25 ..... 17

**V**

VM HR 425 CLIEE ..... 17
















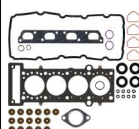





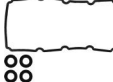













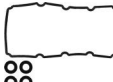























**Y**

Y2 ..... 6

CHRYSLER															
Ltr.															
0,9	312 A2.000	63 kW (86 PS)	YPSILON	05/11-12/18								 70-42094-00 	8x  71-42103-00 		81-35882-00  31x41 AB SL RD FPM  81-42108-00  85x105 AB RD FPM 
1,1	3E1	37 kW (50 PS)										 70-25837-00 	8x 		
1,2	169 A4.000	51 kW (69 PS)	YPSILON	05/11-12/21								 70-33512-00 	8x  71-35617-00 		81-37461-00  27x37 AB RD FPM  81-36644-00  74x88 AB SL LD FPM  81-35623-00  40x55 AB SL RD FPM/ACM 
1,3	199 B1.000	70 kW (95 PS)	YPSILON	05/11					 61-36210-10 70,5 Ø 0,82 mm MLS  61-36210-20 70,5 Ø 0,92 mm MLS 			 70-31306-00 68001551AA 	16x  71-36322-00 		81-36233-00  40x52 AB SL RD FPM/ACM  81-36232-00  78x100 A SL LD PTFE 

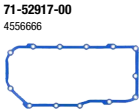
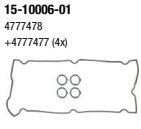

CHRYSLER

1,3	3G1A	45 kW (62 PS)																																																																																																																																																																																																																																																																																																																																																																																																																																																																																																																																																																																																																																																																																																																																																																																																																																																																																																																																																																																																																																																																																																																																																																																																																																																																																																																																																																																																																																																																																																																														</
-----	------	---------------	--	--	--	--	--	--	--	--	--	--	--	--	--	--	--	--	--	--	--	--	--	--	--	--	--	--	--	--	--	--	--	--	--	--	--	--	--	--	--	--	--	--	--	--	--	--	--	--	--	--	--	--	--	--	--	--	--	--	--	--	--	--	--	--	--	--	--	--	--	--	--	--	--	--	--	--	--	--	--	--	--	--	--	--	--	--	--	--	--	--	--	--	--	--	--	--	--	--	--	--	--	--	--	--	--	--	--	--	--	--	--	--	--	--	--	--	--	--	--	--	--	--	--	--	--	--	--	--	--	--	--	--	--	--	--	--	--	--	--	--	--	--	--	--	--	--	--	--	--	--	--	--	--	--	--	--	--	--	--	--	--	--	--	--	--	--	--	--	--	--	--	--	--	--	--	--	--	--	--	--	--	--	--	--	--	--	--	--	--	--	--	--	--	--	--	--	--	--	--	--	--	--	--	--	--	--	--	--	--	--	--	--	--	--	--	--	--	--	--	--	--	--	--	--	--	--	--	--	--	--	--	--	--	--	--	--	--	--	--	--	--	--	--	--	--	--	--	--	--	--	--	--	--	--	--	--	--	--	--	--	--	--	--	--	--	--	--	--	--	--	--	--	--	--	--	--	--	--	--	--	--	--	--	--	--	--	--	--	--	--	--	--	--	--	--	--	--	--	--	--	--	--	--	--	--	--	--	--	--	--	--	--	--	--	--	--	--	--	--	--	--	--	--	--	--	--	--	--	--	--	--	--	--	--	--	--	--	--	--	--	--	--	--	--	--	--	--	--	--	--	--	--	--	--	--	--	--	--	--	--	--	--	--	--	--	--	--	--	--	--	--	--	--	--	--	--	--	--	--	--	--	--	--	--	--	--	--	--	--	--	--	--	--	--	--	--	--	--	--	--	--	--	--	--	--	--	--	--	--	--	--	--	--	--	--	--	--	--	--	--	--	--	--	--	--	--	--	--	--	--	--	--	--	--	--	--	--	--	--	--	--	--	--	--	--	--	--	--	--	--	--	--	--	--	--	--	--	--	--	--	--	--	--	--	--	--	--	--	--	--	--	--	--	--	--	--	--	--	--	--	--	--	--	--	--	--	--	--	--	--	--	--	--	--	--	--	--	--	--	--	--	--	--	--	--	--	--	--	--	--	--	--	--	--	--	--	--	--	--	--	--	--	--	--	--	--	--	--	--	--	--	--	--	--	--	--	--	--	--	--	--	--	--	--	--	--	--	--	--	--	--	--	--	--	--	--	--	--	--	--	--	--	--	--	--	--	--	--	--	--	--	--	--	--	--	--	--	--	--	--	--	--	--	--	--	--	--	--	--	--	--	--	--	--	--	--	--	--	--	--	--	--	--	--	--	--	--	--	--	--	--	--	--	--	--	--	--	--	--	--	--	--	--	--	--	--	--	--	--	--	--	--	--	--	--	--	--	--	--	--	--	--	--	--	--	--	--	--	--	--	--	--	--	--	--	--	--	--	--	--	--	--	--	--	--	--	--	--	--	--	--	--	--	--	--	--	--	--	--	--	--	--	--	--	--	--	--	--	--	--	--	--	--	--	--	--	--	--	--	--	--	--	--	--	--	--	--	--	--	--	--	--	--	--	--	--	--	--	--	--	--	--	--	--	--	--	--	--	--	--	--	--	--	--	--	--	--	--	--	--	--	--	--	--	--	--	--	--	--	--	--	--	--	--	--	--	--	--	--	--	--	--	--	--	--	--	--	--	--	--	--	--	--	--	--	--	--	--	--	--	--	--	--	--	--	--	--	--	--	--	--	--	--	--	--	--	--	--	--	--	--	--	--	--	--	--	--	--	--	--	--	--	--	--	--	--	--	--	--	--	--	--	--	--	--	--	--	--	--	--	--	--	--	--	--	--	--	--	--	--	--	--	--	--	--	--	--	--	--	--	--	--	--	--	--	--	--	--	--	--	--	--	--	--	--	--	--	--	--	--	--	--	--	--	--	--	--	--	--	--	--	--	--	--	--	--	--	--	--	--	--	--	--	--	--	--	--	--	--	--	--	--	--	--	--	--	--	--	--	--	--	--	--	--	--	--	--	--	--	--	--	--	--	--	--	--	--	--	--	--	--	--	--	--	--	--	--	--	--	--	--	--	--	--	--	--	--	--	--	--	--	--	--	--	--	--	--	--	--	--	--	--	--	--	--	--	--	--	--	--	--	--	--	--	--	--	--	--	--	--	--	--	--	--	--	--	--	--	--	--	--	--	--	--	--	--	--	--	--	--	--	--	--	--	--	--	--	--	--	--	--	--	--	--	--	--	--	--	--	--	--	--	--	--	--	--	--	--	--	--	--	--	--	--	--	--	--	--	--	--	--	--	--	--	--	--	--	--	--	--	--	--	--	--	--	--	--	--	--	--	--	--	--	--	--	--	--	--	--	--	--	--	--	--	--	--	--	--	--	--	--	--	--	--	--	--	--	--	--	--	--	--	--	--	--	--	--	--	--	--	--	--	--	--	--	--	--	--	--	--	--	--	--	--	--	--	--	--	--	--	--	--	--	--	--	--	--	--	--	--	--	--	--	--	--	--	--	--	--	--	--	--	--	--	--	--	--	--	--	--	--	--	--	--	--	--	--	--	--	--	--	--	--	--	--	--	--	--	--	--	--	--	--	--	--	--	--	--	--	--	--	--	--	--	--	--	--	--	--	--	--	--	--	--	--	--	--	--	--	--	--	--	--	--	--	--	--	--	--	--	--	--	--	--	--	--	--	--	--	--	--	--	--	--	--	--	--	--	--	--	--	--	--	--	--	--	--	--	--	--	--	--	--	--	--	--	--	--	--	--	--	--	--	--	--	--	--	--	--	--	--	--	--	--	--	--	--	--	--	--	--	--	--	--	--	--	--	--	--	--	--	--	--	--	--	--	--	--	--	--	--	--	--	--	--	--	--	--	--	--	--	--	--	--	--	--	--	--	--	--	--	--	--	--	--	--	--	--	--	--	--	--	--	--	--	--	--	--	--	--	--	--	--	--	--	--	--	--	--	--	--	--	--	--	--	--	--	--	--	--	--	--	--	--	--	--	--	--	--	--	--	--	--	--	--	--	--	--	--	--	--	--	--	--	--	--	--	--	--	--	--	--	--	--	--	--	--	--	--	--	--	--	--	--	--	--	--	--	--	--	--	--	--	--	--	--	--	--	--	--	--	--	--	--	--	--	--	--	--	--	--	--	--	--	--	--	--	--	--	--	--	--	--	--	--	--	--	--	--	--	--	--	--	--	--	--	--	--	--	--	--	--	--	--	--	--	--	--	--	--	--	--	--	--	--	--	--	--	--	----

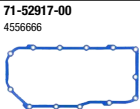
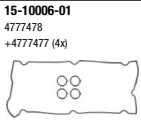

CHRYSLER															
Ltr.															
1,6	EJD	85 kW (116 PS)	NEON PT CRUISER	11/01-09/07		 <b>02-34787-01</b>  <b>02-34980-01</b>	 <b>08-34786-01</b>  <b>08-34786-02</b>		 <b>61-34980-00</b> 04690383AA 78 Ø 0,65 mm MLS  <b>61-34980-10</b> 78 Ø 0,95 mm MLS	 <b>14-32241-01</b>	 <b>15-34787-01</b>  <b>71-34787-00</b>	 <b>12-34783-01</b>  <b>70-34783-00</b> 16x	 <b>71-34784-00</b>  <b>71-34782-00</b>	 <b>71-34786-00</b>	
1,6	EJD	85 kW (116 PS)	PT CRUISER	11/01-12/10		 <b>02-34787-01</b>  <b>02-34980-01</b>	 <b>08-34786-01</b>  <b>08-34786-02</b>		 <b>61-34980-00</b> 04690383AA 78 Ø 0,65 mm MLS  <b>61-34980-10</b> 78 Ø 0,95 mm MLS	 <b>14-32241-01</b>	 <b>15-34787-01</b>  <b>71-34787-00</b>	 <b>12-34783-01</b>  <b>70-34783-00</b>	 <b>71-34784-00</b>  <b>71-34782-00</b>	 <b>71-34786-00</b>	
1,6	198 A2.000	88 kW (120 PS)	DELTA D	08/11		 <b>02-42061-02</b>	 <b>08-36278-03</b>		 <b>61-38200-00</b> 80,5 Ø 0,82 mm MLS  <b>61-38200-10</b> 80,5 Ø 0,92 mm MLS  <b>61-38200-20</b> 80,5 Ø 1,02 mm MLS	 <b>14-32363-01</b>	 <b>71-42061-00</b>	 <b>12-38209-02</b>  <b>70-38209-00</b> 16x	 <b>11-40682-01</b>  <b>71-39352-00</b>  <b>71-42073-00</b>	 <b>70-31414-10</b>	 <b>81-35882-00</b> 31x41 AB SL RD FPM  <b>81-90027-00</b> 93 Ø  <b>81-36229-00</b> 30x45 AB SL RD FPM  <b>81-36229-00</b>

CHRYSLER

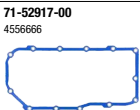
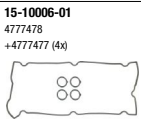
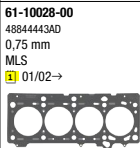
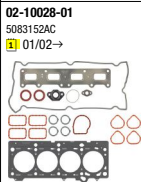
Ltr.  2,0 ECC 100-118 kW (136-160 PS) NEON NEON 16V PT CRUISER 06/94-12/10  1











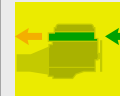





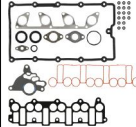
















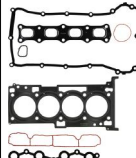


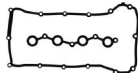














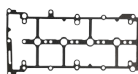















2,0 ECC 104 kW (141 PS) CIRRUS 09/00-04/07















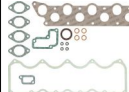

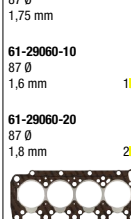





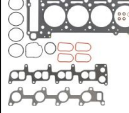

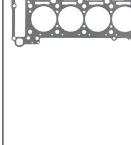








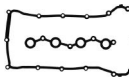

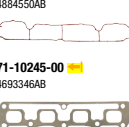




2,0 ECC 104 kW (141 PS) PT CRUISER SEBRING 06/00-06/07




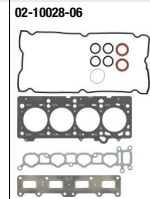


CHRYSLER														
Ltr.														
2,0	ECD	103 kW (140 PS)	SEBRING CRD	07/07-12/10		<p><b>02-36041-01</b></p> 	<p><b>08-35038-02</b></p> 	<p><b>61-33770-00</b> 68033096AA 82 Ø 1,55 mm MLS</p> <p><b>61-33770-10</b> 68033094AA 82 Ø 1,63 mm MLS</p> <p><b>61-33770-20</b> 68001272AA 82 Ø 1,71 mm MLS</p> 	<p><b>14-32195-01</b> 68001457AA (10x)</p> 	<p><b>71-36041-00</b> 68001293AA</p> 	<p><b>12-31306-01</b> 68001551AA (16x)</p> <p><b>70-31306-00</b> 68001551AA</p> 	<p><b>71-36121-00</b> </p> <p>68001462AB</p>  <p><b>71-38428-00</b> </p> <p>68000634AB</p> 	<p><b>70-31414-10</b></p> 	<p><b>81-34366-00</b> </p> <p>68000666AA 35x48 A SL RD PTFE ACM</p>  <p><b>81-90018-00</b> </p> <p>68000669AA PTFE</p>  <p><b>81-34367-00</b> </p> <p>68001164AA 32x47 A SL RD PTFE ACM</p> 
2,0	ECN	115 kW (156 PS)	SEBRING	07/07-12/10		<p><b>02-10044-01</b> 5189954AA</p> 	<p><b>08-54097-01</b> 5189957AD</p> 	<p><b>61-10044-00</b> 5189975AA 0,5 mm MLS</p> 		<p><b>15-10007-01</b> 4884765AA +4884762AA</p> 	<p><b>12-54093-01</b></p> <p><b>70-54093-00</b></p> 	<p><b>71-10196-00</b> </p> <p>4884550AB</p>  <p><b>71-54096-00</b> </p> 	<p><b>70-31414-10</b></p> 	<p><b>81-54097-00</b> </p> <p>42x55 A SL RD FPM</p>  <p><b>81-54098-00</b> </p> <p>85x103 A SL LD FPM</p> 
2,0	198 A5.000	121 kW (165 PS)	DELTA D	08/11		<p><b>02-42061-02</b></p> 	<p><b>08-36278-03</b></p> 	<p><b>61-36595-00</b> 84 Ø 0,95 mm MLS</p> <p><b>61-36595-10</b> 84 Ø 1,05 mm MLS</p> <p><b>61-36595-20</b> 84 Ø 1,15 mm MLS</p> 	<p><b>14-32321-01</b></p> 	<p><b>71-42061-00</b></p> 	<p><b>12-38209-02</b></p> <p><b>70-38209-00</b></p> 	<p><b>11-40692-01</b> </p>  <p><b>71-39352-00</b> </p>  <p><b>71-42072-00</b>  </p> 	<p><b>70-31414-10</b></p> 	<p><b>81-35882-00</b> </p> <p>31x41 AB SL RD FPM</p>  <p><b>81-90027-00</b> </p> <p>93 Ø</p>  <p><b>81-36229-00</b> </p> <p>30x45 AB SL RD FPM</p> 

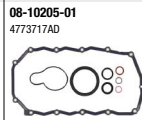
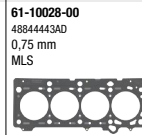
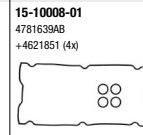
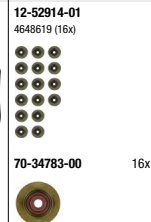
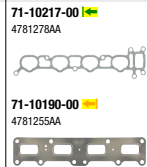
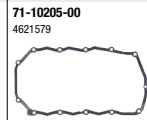
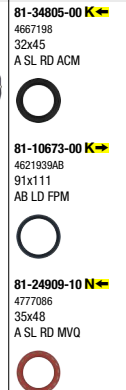
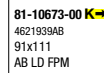

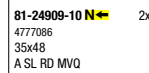
CHRYSLER															
Ltr.															
2,1	J8S J8S 890	59-64 kW (80-87 PS)													
2,2	EDJ	89-110 kW (121-150 PS)	PT CRUISER PT CRUISER CRD	03/02-12/10											
2,4	EDG	125-129 kW (170-175 PS)	SEBRING 200	09/06											

## CHRYSLER

Ltr.  2,4 EDV 125-164 kW (170-223 PS) CIRRUS SEBRING STRATUS 01/96-06/07 

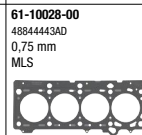
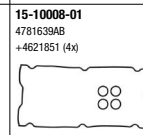

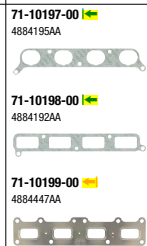

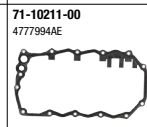
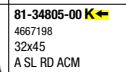

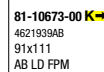



02-10028-06


08-10205-01  
4773717AD

61-10028-00  
48844443AD  
0,75 mm  
MLS

15-10008-01  
4781639AB  
+4621851 (4x)

12-52914-01  
4648619 (16x)

71-10217-00   
4781278AA

71-10205-00  
4621579

81-34805-00   
4667198  
32x45  
A SL RD ACM

81-10673-00   
4621939AB  
91x111  
AB LD FPM

81-24909-10  2x  
4777086  
35x48  
A SL RD MVQ

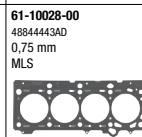

2,4 EDV 134-172 kW (182-234 PS) PT CRUISER 08/03-12/10


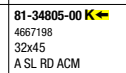

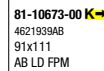

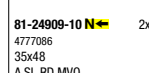


02-10028-02  
5093451AB









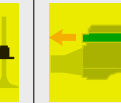






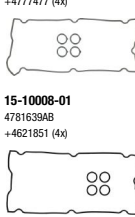











































08-10211-01  
5093452AA

61-10028-00  
48844443AD  
0,75 mm  
MLS

15-10008-01  
4781639AB  
+4621851 (4x)

12-52914-01  
4648619 (16x)

71-10197-00   
4884195AA

71-10211-00  
4777994AE

81-34805-00   
4667198  
32x45  
A SL RD ACM

81-10673-00   
4621939AB  
91x111  
AB LD FPM

81-24909-10  2x  
4777086  
35x48  
A SL RD MVQ













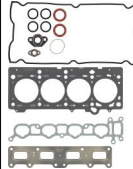


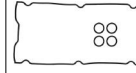















































2,4 EDZ 103-112 kW (140-152 PS) CIRRUS STRATUS 16V 05/94-04/01







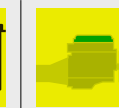

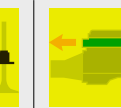




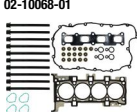


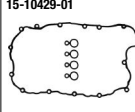






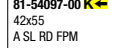




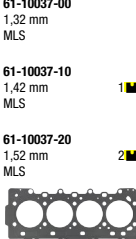


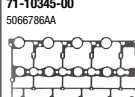







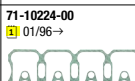


















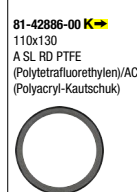


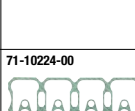












61-10028-00  
48844443AD  
0,75 mm  
MLS

12-52914-01  
4648619 (16x)









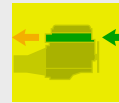
















































71-10190-00   
4781255AA

81-34805-00   
4667198  
32x45  
A SL RD ACM

81-10673-00   
4621939AB  
91x111  
AB LD FPM

81-24909-10  2x  
4777086  
35x48  
A SL RD MVQ

CHRYSLER														
Ltr. 	2,4 EDZ	105-112 kW (143-152 PS)	PT CRUISER SEBRING	06/00-12/10								 71-10190-00  4781255AA		 81-34805-00  4667198 32x45 A SL RD ACM  81-10673-00  4621939AB 91x111 AB LD FPM  81-24909-10  4777086 35x48 A SL RD MVQ 
2,4 EDZ	105-113 kW (143-154 PS)	CIRRUS INTREPID PT CRUISER	09/92-12/10								 71-10184-00  4884648AA	 71-10190-00  4781255AA		 81-34805-00  4667198 32x45 A SL RD ACM  81-10673-00  4621939AB 91x111 AB LD FPM  81-24909-10  4777086 35x48 A SL RD MVQ 
2,4 EDZ	108-111 kW (147-151 PS)	CARAVAN GRAND CARAVAN GRAND VOYAGER VOYAGER	01/95-12/08								 71-10217-00  4781278AA	 71-10190-00  4781255AA		 81-34805-00  4667198 32x45 A SL RD ACM  81-10673-00  4621939AB 91x111 AB LD FPM  81-24909-10  4777086 35x48 A SL RD MVQ 













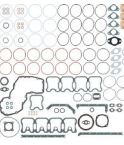
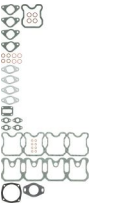

























CHRYSLER															
Ltr. 	2,4 EDZ	111 kW (151 PS)	VOYAGER	02/97-12/07		<div>02-10028-03 5083919AB</div> <div></div>	<div>08-10205-01 4773717AD</div> <div></div>		<div>61-10028-00 48844443AD 0,75 mm MLS</div> <div></div>		<div>15-10008-01 4781639AB +4621851 (4x)</div> <div></div>	<div>12-52914-01 4648619 (16x)</div> <div></div> <div>70-34783-00 16x</div> <div></div>	<div>71-10217-00 </div> <div>4781278AA</div> <div></div> <div>71-10190-00 </div> <div>4781255AA</div> <div></div>	<div>71-10205-00</div> <div>4621579</div> <div></div>	<div>81-34805-00 </div> <div>4667198 32x45 A SL RD ACM</div> <div></div> <div>81-10673-00 </div> <div>4621939AB 91x111 AB LD FPM</div> <div></div> <div>81-24909-10  2x</div> <div>4777086 35x48 A SL RD MVQ</div> <div></div>
2,4 EDZ	112 kW (152 PS)	SEBRING	09/95-12/98		<div>02-10028-05 5083153AC</div> <div></div>	<div>08-10205-01 4773717AD</div> <div></div>		<div>61-10028-00 48844443AD 0,75 mm MLS</div> <div></div>		<div>15-10006-01 4777478 +4777477 (4x)</div> <div></div> <div>15-10008-01 4781639AB +4621851 (4x)</div> <div></div>	<div>12-52914-01 4648619 (16x)</div> <div></div> <div>71-10190-00 </div> <div>4781255AA</div> <div></div>	<div>71-10209-00  4x</div> <div>4792485AA</div> <div></div> <div>71-10190-00 </div> <div>4781255AA</div> <div></div>	<div>71-10205-00</div> <div>4621579</div> <div></div>	<div>81-34805-00 </div> <div>4667198 32x45 A SL RD ACM</div> <div></div> <div>81-10673-00 </div> <div>4621939AB 91x111 AB LD FPM</div> <div></div> <div>81-24909-10  2x</div> <div>4777086 35x48 A SL RD MVQ</div> <div></div>	
2,4 ED3	125-129 kW (170-175 PS)	SEBRING 200	07/07-12/15		<div>02-10029-01 5189956AA +68034275AA</div> <div></div>	<div>08-54097-01 5189957AD</div> <div></div>		<div>61-10029-00 5189976AA 0,5 mm MLS</div> <div></div>		<div>15-10007-01 4884765AA +4884762AA</div> <div></div>	<div>12-54093-01</div> <div></div> <div>70-54093-00 16x</div> <div></div>	<div>71-10196-00 </div> <div>4884550AB</div> <div></div> <div>71-54096-00 </div> <div></div>	<div>70-31414-10</div> <div></div>	<div>81-54097-00 </div> <div>42x55 A SL RD FPM</div> <div></div> <div>81-54098-00 </div> <div>85x103 A SL LD FPM</div> <div></div>	















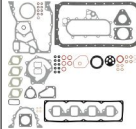
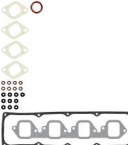














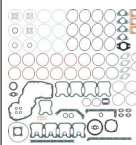
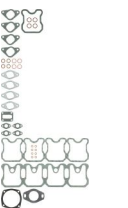








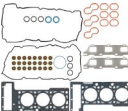




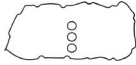







CHRYSLER															
Ltr. 	2,4 ED6	137 kW (186 PS)	200	 1		 02-10068-01			 61-10068-00 MLS	 14-10883-02	 15-10429-01	 12-11136-01	 71-10426-00  4x   71-10425-00 	 70-31414-10	 81-54097-00  42x55 A SL RD FPM   81-54098-00  85x103 A SL LD FPM  
2,5 EDK	88 kW (120 PS)	VOYAGER CRD	08/05-12/08						 61-10037-00 1,32 mm MLS  61-10037-10 1,42 mm MLS  61-10037-20 1,52 mm MLS 	 14-10569-01	 71-10345-00 5066786AA		 71-10327-00  5093904AA	 71-10349-00 5066901AA	 81-33636-00  30x47 B LD NBR
2,5 ENC	85 kW (116 PS)	GRAND VOYAGER VOYAGER	01/95-03/01						 61-35415-00 98 Ø 1,42 mm  61-35415-10 98 Ø 1,52 mm  61-35415-20 98 Ø 1,62 mm 		 71-10224-00  01/96→	 12-34914-05	 71-35481-00   12/96   71-10579-00     01/97→   71-10476-00  4x  12/96	 70-31414-10	 81-10392-00  52x68 PTFE   81-42886-00  110x130 A SL RD PTFE (Polytetrafluorethylen)/ACM (Polyacryl-Kautschuk)  
2,5 ENC	85 kW (116 PS)	VOYAGER TD	01/95-03/01						 61-35415-00 98 Ø 1,42 mm  61-35415-10 98 Ø 1,52 mm  61-35415-20 98 Ø 1,62 mm 		 71-10224-00		 71-35481-00  4x   71-10579-00      71-10476-00 		 81-10392-00  52x68 PTFE  









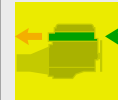





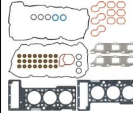


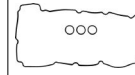











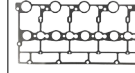














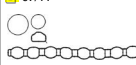










CHRYSLER															
Ltr. 															
2,5 ENC	85 kW (116 PS)	VOYAGER TDiC	10/95-03/01					04-10148-01 	61-35415-00 98 Ø 1,42 mm  61-35415-10 98 Ø 1,52 mm  61-35415-20 98 Ø 1,62 mm  		71-10224-00 		71-35481-00  4x   71-10579-00      71-10476-00  		81-10392-00  52x68 PTFE  
2,5 ENC	102 kW (139 PS)	GRAND CARAVAN	02/06-05/07						61-35415-00 98 Ø 1,42 mm  61-35415-10 98 Ø 1,52 mm  61-35415-20 98 Ø 1,62 mm  		71-10224-00 	12-34914-05 	71-10579-00    	70-31414-10 	81-10392-00  52x68 PTFE    81-42886-00  110x130 A SL RD PTFE (Polytetrafluorethylen)/ACM (Polyacryl-Kautschuk)  
2,5 ENJ	105 kW (141-143 PS)	RAM VOYAGER VOYAGER CRD	02/00-12/08						61-10037-00 1,32 mm MLS  61-10037-10 1,42 mm MLS   61-10037-20 1,52 mm MLS   		71-10345-00 5066786AA 		71-10327-00  5093904AA 	71-10349-00 5066901AA 	81-10413-00  PTFE    81-10414-00  120x140 PTFE    81-33636-00  30x47 B LD NBR  









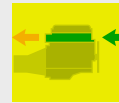


























CHRYSLER

<p>Ltr. </p>											
<p>2,5 HR 425 CLJ 88 kW (120 PS)</p>	<p>01-35484-01</p> 	<p>02-35484-01</p> 			<p>61-35410-00 4x 98,5 Ø 1,42 mm 01/92→ 12/95</p> <p>61-35410-10 4x 98,5 Ø 1,52 mm 01/92→ 12/95</p> <p>61-35410-20 4x 98,5 Ø 1,62 mm 01/92→ 12/95</p>  <p>61-35415-00 98 Ø 1,42 mm 01/96→</p> <p>61-35415-10 98 Ø 1,52 mm 01/96→</p> <p>61-35415-20 98 Ø 1,62 mm 01/96→</p> 		<p>71-35484-00</p> 		<p>71-35481-00  4x</p>  <p>71-35482-00  4x</p> 		<p>81-25587-10  52x68 A SL RD MVQ</p>  <p>81-35478-00  110x130 B SL LD FPM 01/92→ 12/95</p> 
<p>2,5 M00 09B 87 kW (118 PS) VOYAGER VOYAGER TD 01/92-09/95</p>				<p>04-10132-01 </p> 	<p>61-35410-00 4x 98,5 Ø 1,42 mm</p> <p>61-35410-10 4x 98,5 Ø 1,52 mm</p> <p>61-35410-20 4x 98,5 Ø 1,62 mm</p> 						<p>81-35099-00  110x130 A SL LD FPM</p> 
<p>2,5 P00 87 kW (118 PS)</p>					<p>61-35385-00 101 Ø</p> 		<p>12-35448-01</p> 			<p>71-35461-00</p> 	<p>81-35444-00  45x57</p>  <p>81-35456-00  76x95</p> 



CHRYSLER															
Ltr.															
2,5	TD25	76 kW (103 PS)	AS 250	09/93-02/02	01-52763-01 	02-52763-01 			61-31275-00 97,5 Ø 1,2 mm MLS 1  61-31275-10 97,5 Ø 1,25 mm MLS 2  61-31275-20 97,5 Ø 1,3 mm MLS 3 	14-32183-01 	71-52763-00 	12-52758-01  70-52758-10 8x 	71-52759-10  71-52761-00  7x 71-52762-00 	81-53296-00  58x80 A SL RD NBR 81-53334-00  86x100 A SL LD ACM 81-59001-00  X 	
2,5	VM HR 425 CLJEE	85 kW (116 PS)	VOYAGER	01/92-09/95	01-35484-01 	02-35484-01 			61-35410-00 98,5 Ø 1,42 mm 4x 61-35410-10 98,5 Ø 1,52 mm 4x 61-35410-20 98,5 Ø 1,62 mm 4x 		71-35484-00 		71-35481-00  4x 71-35482-00  4x		81-25587-10  52x68 A SL RD MVQ 81-35478-00  110x130 B SL LD FPM
2,5	425 CLIRS/X	85 kW (116 PS)	VOYAGER TD	01/95-03/01				04-10148-01 	61-35415-00 98 Ø 1,42 mm 61-35415-10 98 Ø 1,52 mm 61-35415-20 98 Ø 1,62 mm 						
2,7	EER	133-150 kW (181-204 PS)	CONCORDE INTREPID SEBRING SEBRING V6 24V STRATUS VOYAGER 300 C 300 M V6 24V	09/97-11/12	02-10036-01 68003890AD 	08-10231-01 5139553AA 			61-10035-00  4792932AC 1,4 mm MLS 61-10036-00  4792931AC 1,4 mm MLS	15-10013-01  4663713AC +4792213AC (3x) 15-10015-01  4663980AC +4792213AC (3x)	12-34783-03 4663904 (24x) 	71-10227-00  4663760 71-10229-00  4663759 71-10369-00  4663992 2x	6x 3x 2x	71-10231-00 4792608AC 	81-10390-00  4663618 31,5x52 ACM 81-10391-00  5175829AB PTFE (Polytetrafluorethylen)/ACM (Polyacryl-Kautschuk)

CHRYSLER																			
Ltr.																			
2,7	EES	130-149 kW (177-203 PS)	CIRRUS SEBRING V6 24V 300 C 300C	09/00-11/12		<b>02-10036-02</b> 5018593AD 	<b>08-10231-01</b> 5139553AA 		<b>61-10035-00 R</b> 4792932AC 1,4 mm MLS 		<b>15-10013-01 L</b> 4663713AC +4792213AC (3x) 	<b>12-34783-03</b> 4663904 (24x) 	<b>71-10227-00</b>  4663760 	6x	<b>71-10231-00</b> 4792608AC 	<b>81-10390-00</b>  4663618 31,5x52 ACM 	<b>81-10391-00</b>  5175829AB PTFE (Polytetrafluorethylen)/ACM (Polyacryl-Kautschuk) 		
2,8	ENR	110 kW (150 PS)	RAM VOYAGER VOYAGER CRD	04/04-07/09	<b>01-10037-01</b> 				<b>61-10037-00</b> 1,32 mm MLS 	<b>14-10569-01</b> 	<b>71-10345-00</b> 5066786AA 	<b>12-31306-12</b> 	<b>71-10327-00</b>  5093904AA 		<b>71-10352-00</b> 	<b>81-10413-00</b>  PTFE 	<b>81-10414-00</b>  120x140 PTFE 	<b>81-24459-10</b>  30x47 A RD FPM 	2x
2,8	ENS	120 kW (163 PS)	GRAND VOYAGER GRAND VOYAGER CRD	10/07					<b>61-10062-00</b> 68031475AA 95 Ø 1,1 mm MLS 		<b>70-31414-10</b> 	<b>12-31306-12</b> 	<b>11-10001-01</b>  68142873AA 	<b>71-10330-00</b>  68027586AA 	<b>71-10331-00</b>  68027585AA 	<b>71-10289-00</b> 	<b>71-10334-00</b> 68027583AA 	<b>81-10417-00</b>  PTFE 	<b>81-10413-00</b>  PTFE 

CHRYSLER															
Ltr. 	2,8 ENS	133 kW (181 PS)	GRAND VOYAGER CRD	09/12					<p><b>61-10062-00</b> 68031475AA 95 Ø 1,1 mm MLS</p> <p><b>61-10062-10</b> 68031476AA 95 Ø 1,2 mm MLS</p> <p><b>61-10062-20</b> 68031477AA 95 Ø 1,3 mm MLS</p> 		<p><b>70-31414-10</b></p> 	<p><b>12-31306-12</b></p>  <p><b>70-31306-00</b> 68001551AA</p> 	<p><b>11-10001-01</b> </p> <p>68142873AA</p>  <p><b>71-10331-00</b> </p> <p>68027585AA</p> <p>16x </p>	<p><b>71-10289-00</b></p>  <p><b>71-10334-00</b> 68027583AA</p> 	<p><b>81-10417-00</b> </p> <p>PTFE</p>  <p><b>81-10413-00</b> </p> <p>PTFE</p> 
3,0 EFA		100-112 kW (136-152 PS)	ACCLAIM LE BARON VOYAGER	10/87-03/01					<p><b>61-52693-00</b> 92,5 Ø</p> 		<p><b>71-52694-00</b></p> 			<p><b>70-31414-10</b></p> 	<p><b>81-53254-00</b> </p> <p>37x50 A SL RD MVQ</p>  <p><b>81-10673-00</b> </p> <p>4621939AB 91x111 AB LD FPM</p>  <p><b>81-21798-30</b> </p> <p>35x50 A SL WD ACM</p> 

CHRYSLER

Ltr.




3,0

EXF

176 kW (239 PS)

300 C CRD


09/11



**[NEW]**



Ltr.



3,0

EXF

176 kW (239 PS)

300 C CRD

09/11



**[NEW]**

61-10099-00 **R**

83 Ø

0,96 mm


MLS

61-10099-10 **R**

83 Ø

1,06 mm

MLS





61-10099-20 **R**

83 Ø

1,16 mm

MLS





61-10100-00 **L**

83 Ø

0,96 mm


MLS

61-10100-10 **L**

83 Ø

1,06 mm

MLS





61-10100-20 **L**

83 Ø

1,16 mm

MLS





14-10863-02

Ltr.



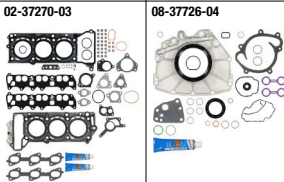
3,0

EXL

155 kW (211 PS)

300 C CRD

11/10-11/12



61-37270-00 **R**

68039436AA

84 Ø

MLS



61-37275-00 **L**

68039437AA

84 Ø

MLS





70-31414-10

12-31306-05

5175438AA (24x)




70-31306-00

68001551AA




71-37713-00 **L**

5175645AA



71-37709-00 **L**

5175748AA





70-31414-10

81-26248-10 **K**

5073675AB

45x67

A SL RD PTFE



81-10393-00 **K**




























































68238383AA



















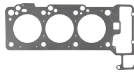























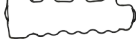




































SP LD PTFE









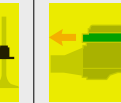





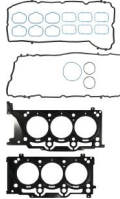




























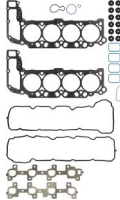






















CHRYSLER

<p>Ltr. </p> <p>3,0 EXL</p> <p>160 kW (218 PS)</p> <p>300 C CRD</p> <p>09/05-11/12</p> <p> 1</p>														
					<p>02-37270-03</p> 	<p>08-37726-01</p> <p> 06/06</p>  <p>08-37726-04</p> <p> 07/06→</p> 		<p>61-37270-00 R</p> <p>68039436AA</p> <p>84 Ø</p> <p>MLS</p>  <p>61-37275-00 L</p> <p>68039437AA</p> <p>84 Ø</p> <p>MLS</p> 		<p>70-31414-10</p> 	<p>12-31306-05</p> <p>5175438AA (24x)</p>  <p>70-31306-00</p> <p>68001551AA</p> <p>24x</p> 	<p>71-37713-00 </p> <p>5175645AA</p>  <p>71-37709-00 </p> <p>5175748AA</p> 	<p>70-31414-10</p> 	<p>81-26248-10 </p> <p>5073675AB</p> <p>45x67</p> <p>A SL RD PTFE</p>  <p>81-90034-00 </p> <p>68006028AA</p> <p> 06/06</p>  <p>81-10393-00 </p> <p>68238383AA</p> <p>SP LD PTFE</p> <p> 07/06→</p> 
<p>3,0 6G72</p> <p>105 kW (142-143 PS)</p> <p>LE BARON V6</p> <p>SARATOGA</p> <p>09/89-12/96</p>				<p>01-52693-01</p> 	<p>02-52693-01</p> 			<p>61-52693-00</p> <p>92,5 Ø</p> 	<p>14-55063-01</p> <p>2x</p> 	<p>71-52694-00</p> <p>2x</p> 	<p>12-52906-02</p> 	<p>71-52962-00 </p> <p>91x111</p> 		<p>81-53343-00 </p> <p>91x111</p> <p>A SL LD MVQ</p>  <p>81-53246-00 </p> <p>35x50</p> <p>A SL RD FPM</p> 
<p>3,0 6G72</p> <p>108 kW (147 PS)</p> <p>VOYAGER</p> <p>01/91-09/95</p>				<p>01-52693-01</p> 	<p>02-52693-01</p> 			<p>61-52693-00</p> <p>92,5 Ø</p> 		<p>71-52694-00</p> <p>2x</p> 	<p>12-52906-02</p> 	<p>71-52962-00 </p> <p>91x111</p> 		<p>81-53343-00 </p> <p>91x111</p> <p>A SL LD MVQ</p>  <p>81-53246-00 </p> <p>35x50</p> <p>A SL RD FPM</p> 

CHRYSLER														
Ltr.														
3,2	EGX	160 kW (218 PS)	CROSSFIRE	07/03-12/08	 <b>02-31260-01 L</b>  <b>02-31265-01 R</b> 	 <b>08-37221-01</b>		 <b>61-31260-00 L</b> 5096482AA 92 Ø 0,65 mm MLS  <b>61-31265-00 R</b> 5096483AA 92 Ø 0,65 mm 	 <b>14-32106-01</b> 5097833AA (8x) 	2x  <b>71-34107-00 L</b> 5097104AA  <b>71-34108-00 R</b> 5097105AA 	 <b>12-29491-03</b> 5086290AA (9x)  <b>70-29491-00</b> 5086290AA 18x 	2x  <b>71-31363-00 L</b> 5096513AA  <b>71-31208-00</b> 5096516AA 6x 	 <b>70-31414-10</b> 	 <b>81-26248-10 K</b> 5073675AB 45x67 A SL RD PTFE  <b>81-26249-10 K</b> 5099346AA 93x114 A SL LD PTFE ACM 
3,2	EGZ	246 kW (335 PS)	CROSSFIRE SRT-6	09/04-12/07				 <b>61-31260-00 L</b> 5096482AA 92 Ø 0,65 mm MLS  <b>61-31265-00 R</b> 5096483AA 92 Ø 0,65 mm 	 <b>14-32106-01</b> 5097833AA (8x) 	2x  <b>71-34107-00 L</b> 5097104AA  <b>71-34108-00 R</b> 5097105AA 	 <b>12-29491-03</b> 5086290AA (9x)  <b>70-29491-00</b> 5086290AA 18x 	2x  <b>71-31363-00 L</b> 5096513AA  <b>71-31208-00</b> 5096516AA 6x 	 <b>70-31414-10</b> 	 <b>81-26248-10 K</b> 5073675AB 45x67 A SL RD PTFE  <b>81-26249-10 K</b> 5099346AA 93x114 A SL LD PTFE ACM 
3,3	R00	116-120 kW (158-163 PS)	VOYAGER	08/90-03/01		 <b>08-35476-01</b>		 <b>61-35400-00 R</b> 96 Ø  <b>61-35405-00 L</b> 96 Ø 	 <b>14-10598-01</b> 	2x  <b>71-35473-00</b>  <b>12-35483-02</b> 4201332 (8x) 	 <b>71-35469-00 L</b> 		 <b>81-35474-00 K</b> 29x41  <b>81-10673-00 K</b> 4621939AB 91x111 AB LD FPM 	
3,5	EGF EGG	175-187 kW (238-254 PS)	CIRRUS SEBRING 300 C 300 M V6 24V	07/98				 <b>61-10042-00 L</b> 4792753AE MLS  <b>61-10043-00 R</b> 4792752AE MLS 		 <b>15-10021-01</b> 4792088AB +4777042AB (3x) 	 <b>70-10238-00</b> 4892292AA 24x 	 <b>71-10240-00 L</b> 4663852AB 		

CHRYSLER															
Ltr.															
3,6	ERB	208-224 kW (283-305 PS)	GRAND VOYAGER PACIFICA VOYAGER 200 300 C	09/10		<b>02-10045-01</b> 	<b>08-26248-01</b> 		<b>61-10045-00 R</b> 97 Ø 0,4 mm MLS  <b>61-10046-00 L</b> 97 Ø 0,4 mm MLS 	<b>14-10415-01</b> 	<b>71-10358-00 R</b>  <b>71-10359-00 L</b> 	<b>12-31306-05</b> 5175438AA (24x) 	<b>71-10360-00</b>  6x  <b>71-10413-00</b>  2x 	<b>70-31414-10</b> 	<b>81-26248-10</b>  5073675AB 45x67 A SL RD PTFE 
4,0	ERH	129-142 kW (175-193 PS)				<b>02-35390-07</b> 	<b>08-10031-01</b> 		<b>61-35390-00</b> 101 Ø 		<b>15-35443-01</b> 	<b>12-35448-02</b> 	<b>71-10630-00</b>    	<b>71-35447-00</b> 	<b>81-35444-10</b>  45x57  <b>81-35446-00</b>  67x82 
4,0	S01	130 kW (177 PS)							<b>61-35390-00</b> 101 Ø 						
4,7	EVA	172 kW (234 PS)	ASPEN	09/06-12/07		<b>02-10055-01</b> 	<b>08-10490-01</b> 		<b>61-10055-00</b> 93,5 Ø 0,75 mm MLS 	<b>14-10491-02</b> 	<b>71-10487-00 R</b>  <b>71-10488-00 L</b> 	<b>12-10437-02</b>  <b>70-10437-00</b> 	<b>71-10434-00</b>  8x  <b>71-10485-00</b>   <b>71-10486-00</b>  16x 	<b>71-10490-00</b> 	<b>81-10407-00</b>  46x72 FPM  <b>81-10408-00</b>  100x120 FPM 

# Haftungsausschluss

## (für Katalog)

**Alle Angaben in unserem Katalog** wurden von uns sorgfältig geprüft, sind jedoch unverbindlich. Ersatzansprüche wegen Katalogangaben werden von uns nicht anerkannt. Der Käufer ist selbst verpflichtet, zu prüfen, ob unsere Teile für seine Zwecke geeignet sind. In allen Zweifelsfällen sollte Rücksprache mit unserem technischen Kundendienst erfolgen **Tel. +49 731 7046 999**.

**Technische Weiterentwicklungen** oder Änderungen bleiben vorbehalten, soweit damit keine Nachteile für den Kunden verbunden sind.

**Angaben, Namens- und Markenzeichen**, Beschreibungen, Nummern von Fahrzeugnummern und Herstellerzeichen, Original-Ersatzteilnummern der Fahrzeug- und Motorenhersteller u. a. sind ausschließlich für interne Zwecke gedacht. Solche Kennzeichnungen dürfen Fahrzeugbesitzern gegenüber nicht verwendet werden.

**Wir weisen ausdrücklich darauf hin**, dass alle von uns gelieferten Teile von geschultem Fachpersonal einzubauen sind. Reinz haftet für Fehler in diesem Katalog nur, wenn diese für den Kunden nicht offenbar erkennbar sind sowie nur bei Vorsatz und grober Fahrlässigkeit von Reinz, eines Vertreters oder eines Erfüllungsgehilfen. Dieser Haftungsausschluss gilt nicht im Rahmen

des Anwendungsbereichs des Produkthaftungsgesetzes und nicht bei Verletzung von Körper, Leben und Gesundheit, sowie bei der Verletzung von sog. Kardinalpflichten. Darüber hinaus ist unsere Haftung für Schäden, insbesondere für Personen-, Sach- oder Vermögensschäden, die unmittelbar oder mittelbar im Zusammenhang mit der Nutzung dieses Kataloges auftreten, sowie für nicht voraussehbare Schäden ausgeschlossen.

**Reinz ist Inhaber aller Schutzrechte** an den in diesem Katalog gespeicherten Daten. Kopie, Nachdruck, ganze oder teilweise Übernahme der Inhalte und Vervielfältigung, auch auszugsweise, ist nur mit unserer vorheriger schriftlichen Zustimmung sowie mit unserem Urheberrechtsvermerk zulässig.

Für Bestellungen, welche ab dem Erscheinungsdatum eines neuen Katalogs getätigt werden, sind alleine die Angaben des neuen Katalogs maßgeblich. Auf Angaben im Vorkatalog kann bei Neubestellungen nicht mehr zurückgegriffen werden.

**Sofern Sie noch Fragen haben, bitten wir Sie, sich mit uns in Verbindung zu setzen.**

VictorReinz.com/AGB

# Exclusion of Liability

## (for catalog)

**All details in our catalog** have been thoroughly checked by us but are however not binding. Right to damages on account of catalog details will not be recognized. The purchaser is obliged to check if our parts are suitable for their use. In all doubtful cases, the purchaser should consult our technical customer service under **+49 731 7046 999**.

**We reserve the right** to further technical developments or changes as long as no disadvantage for the customer results.

**Details, name and trademarks**, descriptions, numbers from vehicle numbers and manufacturer symbols, original vehicle replacement part numbers and engine manufacturer etc. are solely for internal use. Such labels must not be used with vehicle owners.

**We specifically point out** that all parts supplied by us must be assembled by trained specialists.

**Reinz is liable for mistakes** in this catalog only when they are not clearly recognizable for the customer, as well as by intent or gross negligence on the part of Reinz, it's representative or vicarious agent. This exclusion of liability does not apply within the framework of the field of

application of the product liability laws and not by bodily harm, life and health, as well as by violation of cardinal duties. In addition, our liability for damages, especially personal, property or financial damages that occur directly or indirectly as a result of the use of this catalog, as well as non-foreseeable damages are excluded.

**Reinz is the owner of all patent rights** on the data stored in this catalog. Copies, reprints, whole or partial takeover of the contents and duplication even in excerpts are only permissible with our prior written approval, as well as with our copyright note.

**For orders placed after the publication date** of a new catalog, only the details in the new catalog are binding and no fall back to details in the previous catalog is possible.

**In case you have further questions, do not hesitate to contact us.**

VictorReinz.com/AGB



**VictorReinz.com**

**reinz.info@dana.com**

**Technical Hotline +49 (0)731 7046-9 99**

**REINZ-Dichtungs-GmbH**

Reinzstrasse 3-7  
89233 Neu-Ulm  
Germany  
+49 (0)731 7046-0

***VICTOR REINZ***<sup>®</sup>

---

