


VICTOR REINZ®




DAEWOO/CHEVROLET Q2 / 2024



VictorReinz.com/online-catalog

Victor Reinz®

at a Glance



Online Catalog

VictorReinz.com/online-catalog



Newsletter

VictorReinz.com/EN/News/Newsletter.aspx?region



Youtube

www.youtube.com/user/VictorReinzSealingEN



Catalog News

VictorReinz.com/news



Technical Service Information

VictorReinz.com/tsi



Facebook

www.facebook.com/VictorReinzParts



Just seal it!

VictorReinz.com/jsi



Technical Datasheet

VictorReinz.com/jsi-datasheet



LinkedIn

www.linkedin.com/showcase/victor-reinz-emea




Safety Datasheet

VictorReinz.com/jsi-datasheet




Homepage

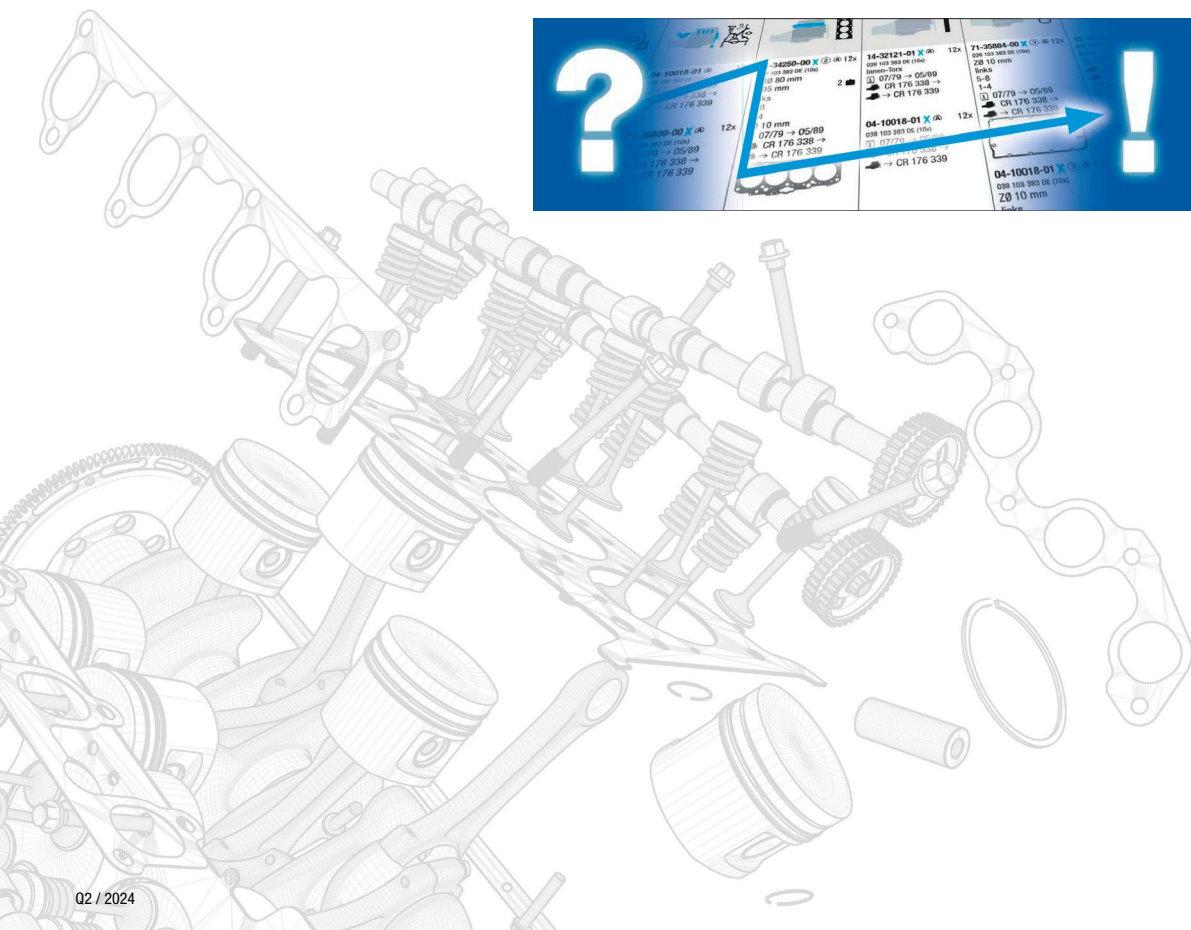
VictorReinz.com



VictorReinz.com/catalog-info



VictorReinz.com/catalog-how-to-use



DAEWOO/CHEVROLET



0-9	B 10 XE	6
10 HM	B 12 D1	7
16 LZ2	B 12 S1	8
16S	B 14 NET	11
20 NEJ	B 16 DTH	21, 26
2H0	B 16 NE	26
2H6	B10D2	6
2H6(85CUL4)	B12S3	8
2H7		
2H8		
2H9		
4 ZD1		
4G69		
4JA1		
4JA1-T		
4JH1-TC		
4JJ1		
4JJ1-TC		
4JK1-TC		
4JK1-TCX		
6 VE1		
6VD1 (DOHC)		
7A-FE		
A		
A 12 XEL		
A 12 XER		
A 14 NET		
A 14 SMS		
A 14 XER		
A 15 DMS		
A 15 MF		
A 15 SMS		
A 16 DMS		
A 17 DTE		
A 22 DMH		
A 24 XE		
A 30 XH		
A13SMS		
B		
B 10 D1		
B 10 NZ		
B 10 S		
B 10 S1		



B 10 XE	6
B 12 D1	7
B 12 S1	8
B 14 NET	11
B 16 DTH	21, 26
B 16 NE	26
B10D2	6
B12S3	8
C	
C 10 YEH	6
C 14 NZ	12
C 14 SE	12
C 14 SEL	13
C 16 NE	26
C 16 SE	27
C 16 SEI	27
C 16 XE	28
C 18 LE	36
C 18 NE	36
C 20 LE	44
C 20 LET	44
C 20 NE	44
C 20 NED	44
C 20 SED	45
C 20 SEL	45
C 20 XE	46
C 22 SEL	59
C 24 SE	63
C 30 NE	69
C14E	12
C18XE	37
F	
F 12 S3	8
F 14 D3	13-15
F 14 D4	15
F 14 S3	16
F 15 S	21
F 15 S3	22
F 16 D3	28-29
F 16 D4	30
F 18 D3	37
F 18 D4	38
F 8 B	5



F 8 C	5
F 8 CV	5
F12S3	8
F8C	5
G	
G 10 CV	6
G 15 MF	22-23
G13BB	9
G16B	30
J	
J20A	46
L	
L01	31
L01(98CUL4)	26
L10(61CUL4)	6
L11(61CUL4)	6
L11(62CUL4)	7
L13(82CUL4)	18
L14(85CUL4)	18
L19(61CUL4)	6
L34	52
L34(121CUL4)	46
L34(122CUL4)	53
L43(91CUL4)	24
L44(96CUL4)	32
L44(98CUL4)	26
L45(61CUL4)	6
L61	60
L73(98CUL4)	26
L88	53
L91	32
L91(98CUL4)	26
L95	14
LA2	6
LA2(61CUL4)	6
LA9	59
LAF	62
LAT	62
LBF(49CUL3)	5
LBK	64
LBM	46
LBS	47



LC5(110CUL4)	36
LD1	47
LD9(147CUL4)	63
LDA	37
LDC	7
LDD	11
LDE	30
LDP	10
LDT	15
LDV	10
LE2(85CUL4)	16
LE4(122CUL4)	44, 47-48
LE5	62-64
LE8(152CUL4)	65
LE9(145CUL4)	62
LEA	62
LF1	69
LF3(121CUL4)	46
LF4(152CUL4)	64
LFS	48
LFV	23
LFW	69
LH7(98CUL4)	26, 38
LJH	8
LKL(61CUL4)	6
LKR	34
LLW	49
LMN	49
LMT	6
LMU	7
LNF	49
LNL(61CUL4)	6
LNP	50
LNQ	59
LQ2(49CUL3)	5
LQ4(61CUL4)	6
LQ5	50
LSD	23
LSF	10
LSJ	50
LSY	51
LTG	51
LU1	71
LUD	34
LUJ	16-17



LUK	62
LUU	17
LUV	17
LUW	38
LUZ	52
LV6	39
LV7	17
LV8(91CUL4)	24
LVL	26
LVN	65
LWD	7
LWE	38
LWH	66-67
LWN	67
LWQ	26
LX5(85CUL4)	16
LX6	24
LX6(91CUL4)	24
LXT	28
LXV	31
LY4	8
LYX	23
M	
M 104.992	71
M 104.995	71
M 111.970	62
M 161.950	53
M 161.970	62
M13A	11
M15A	24
MB OM 601	60
MB-OM 601 29TD	68
MB-OM 662	68
O	
OM662LA	68
S	
S 18 NV	39
T	
T 18 SED	40
T 20 SED	54
T 22 SED	60
























V	
V15L	20
VM	67
X	
X 14 XE	13
X 14 YEH	18
X 14 YFH	19
X 16 XE	32
X 17 DT	35
X 18 XE	40
X 18 XE1	40
X 20 D1	46
X 20 DTH	47
X 20 DTL	47
X 20 SE	55
X 20 SED	54
X 20 XEV	53, 55-56
X 22 SE	61
X 22 XE	61
X 25 D1	64
XLD28	67
Y	
Y 15 L	25
Y 17 DT	35
Y 17 DTL	35
Y 20 DTH	56
Z	
Z 12 XE	9
Z 13 DTJ	10
Z 14 XE	19
Z 14 XEP	20
Z 16 SE	33
Z 16 XE	33
Z 18 XE	41
Z 18 XEL	41
Z 18 XER	38
Z 20 DM	57
Z 20 DMH	57
Z 20 L	54
Z 20 LEH	57
Z 20 LER	58
Z 20 S	49










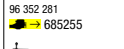
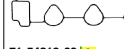
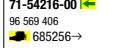








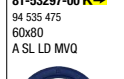

Z 20 S1	58
Z 22 D1	59
Z 22 SE	60
Z 22 YH	61
Z 24 SED	63
Z 24 XED	63
Z 28 NET	68
Z 32 SE	71
Z 32 SEE	72

DAEWOO/CHEVROLET








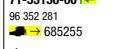
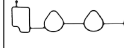

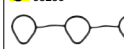





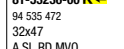



Ltr.  0,8 F 8 B 27-29 kW (37-39 PS) DAMAS TICO 10/91-12/11 














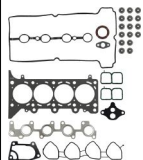

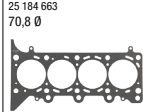




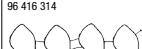









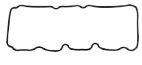











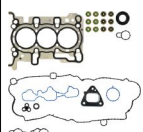

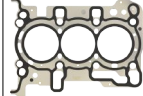

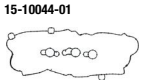










										
01-52550-02 	02-52550-02 			61-52550-00 68,7 Ø 			12-52957-01 	71-52552-00 	71-52549-00 	81-53237-00  32x47 A SL RD NBR 81-53297-00  94 535 475 60x80 A SL LD MVQ 81-53237-00  32x47 A SL RD NBR 81-53237-00  32x47 A SL RD NBR









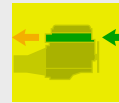
















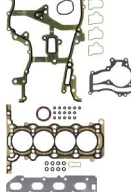
















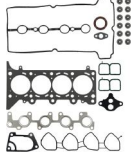



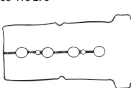










0,8 F 8 C 27-38 kW (37-52 PS) CMP CMV DAMAS LABO MATIZ SPARK TICO 02/95









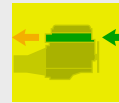








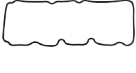


































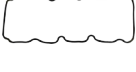












01-53175-02 93 740 053 +94 535 484 (6x) 	02-53175-02 			61-53175-00 94 580 082 69,5 Ø 	14-32355-01 94 580 081 (8x) 	71-53137-00 94 580 083 	12-52939-02 94 535 484 (6x)  70-52939-00 94 535 482 	71-53136-00  96 352 281  685255 71-54216-00  96 569 406  685256→ 71-54217-00  96 569 405  685256→ 71-54214-00  96 569 653 	70-31414-10 	81-53236-00  94 535 472 32x47 A SL RD MVQ 81-53297-00  94 535 475 60x80 A SL LD MVQ 81-53236-00  94 535 472 32x47 A SL RD MVQ 81-53236-00  94 535 472 32x47 A SL RD MVQ
--	--	--	--	--	---	--	---	---	--	--









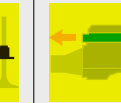




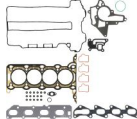
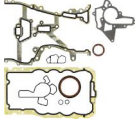

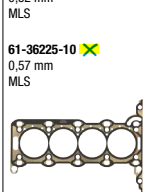


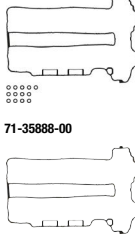
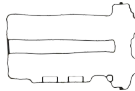







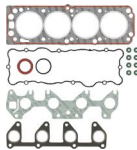
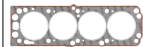




















0,8 LBF(49CUL3) 37-38 kW (50-52 PS) MATIZ MATIZ LPG SPARK 03/05-12/13















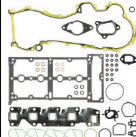








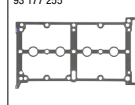




















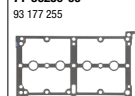








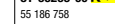


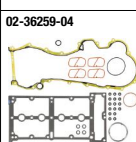
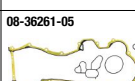

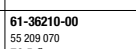




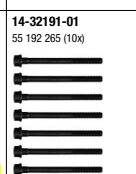
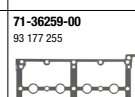





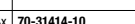





01-53175-02 93 740 053 +94 535 484 (6x) 	02-53175-02 			61-53175-00 94 580 082 69,5 Ø 	14-32355-01 94 580 081 (8x) 	71-53137-00 94 580 083 	12-52939-02 94 535 484 (6x)  70-52939-00 94 535 482 	71-53136-00  96 352 281  685255 71-54216-00  96 569 405  685256→ 71-54217-00  96 569 406  685256→ 71-54214-00  96 569 653 	70-31414-10 	81-53236-00  94 535 472 32x47 A SL RD MVQ 81-53297-00  94 535 475 60x80 A SL LD MVQ 81-53236-00  94 535 472 32x47 A SL RD MVQ 81-53236-00  94 535 472 32x47 A SL RD MVQ
--	--	--	--	--	---	--	---	--	--	--

















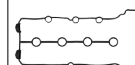

















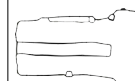












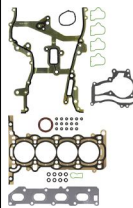


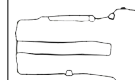













DAEWOO/CHEVROLET														
Ltr.														
1,0 B 10 D1 B10D2 LMT	48-55 kW (65-75 PS) SPARK SPARK LPG	03/10									 16x 	 71-54208-00  96 416 309 		 81-54211-00  96 416 398 60x80 AB SL LD FPM 
1,0 B 10 NZ B 10 S B 10 S1 C 10 YEH G 10 CV LA2 LA2(61CUL4) LKL(61CUL4) LNL(61CUL4) LQ4(61CUL4) L10(61CUL4) L11(61CUL4) L19(61CUL4) L45(61CUL4)	37-59 kW (50-80 PS) CELTA CLASSIC CORSA JOY MATIZ MATIZ LPG ONIX PRISMA SPARK	03/94								 8x 	 71-54181-00  96 325 689 		 81-53297-00  94 535 475 60x80 A SL LD MVQ  81-53236-00  94 535 472 32x47 A SL RD MVQ 	
1,0 B 10 XE	54-55 kW (73-75 PS) SPARK	11/15									 71-12174-00  		 81-10457-00  84x100 A SL LD FPM  81-10459-00  37x54 FPM 	









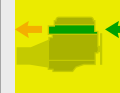













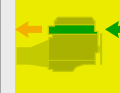










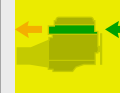










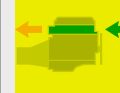










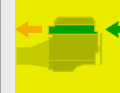










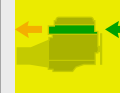










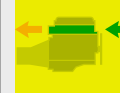










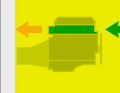










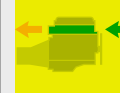










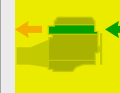










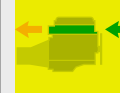










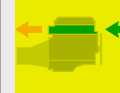










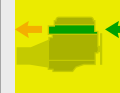










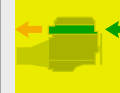










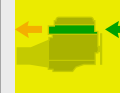










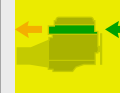










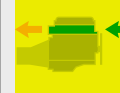










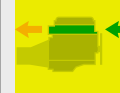










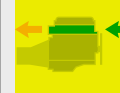










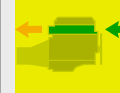










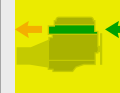










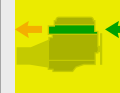










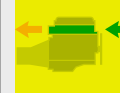










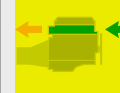










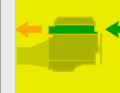










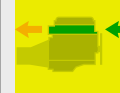










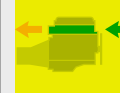










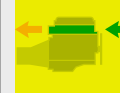










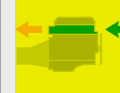










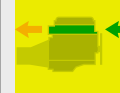










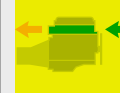










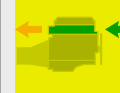










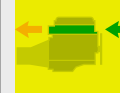










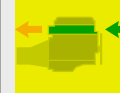










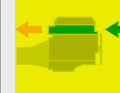










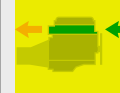










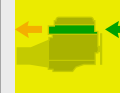

DAEWOO/CHEVROLET															
Ltr. 															
1,0	L11(62CUL4)	44 kW (60 PS)	CELTA	02/00-07/02			08-12996-05 		61-29270-00 1,3 mm 	14-32102-01 94 501 001 (10x) 	71-29303-00 24 581 894 	12-26546-01  8x	71-29302-00  96 341 175  71-24602-30  96 341 176 	71-12996-10 	
1,2	A 12 XEL A 12 XER LDC LWD	51-65 kW (69-88 PS)	AVEO AVEO LPG SPIN	03/11	01-37875-02 	02-37875-04 			61-37875-00 55 562 233 74 0 MLS 	14-32331-01 55 566 811 (12x) 	71-17813-00 55 573 747  71-40674-00 55 561 429 	12-34223-02 09 158 057 (16x)  16x	71-40686-00  55 563 660  71-40694-00  55 563 650  71-36304-00  55 566 925 	4x 70-31414-10 	81-33489-10  25 193 519 42x55 RD FPM  81-24908-10  96 376 569 80x98 A SL LD FPM 
1,2	B 12 D1 LMU	55-65 kW (75-88 PS)	AVEO AVEO LPG BEAT N300 SAIL SPARK SPARK LPG	01/08		02-54140-01 	08-54308-01 		61-54140-00 25 184 663 70,8 0 	14-32356-01 96 416 362 (10x) 	71-54204-00 96 416 270 	12-54206-01 96 440 882 (16x)  16x	71-54207-00  96 416 314  71-54208-00  96 416 309 	70-31414-10 	81-54209-00  96 416 399 36x50 A SL RD FPM  81-54211-00  96 416 398 60x80 AB SL LD FPM 









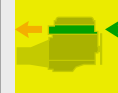




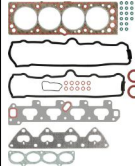




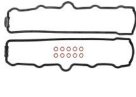














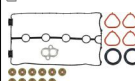

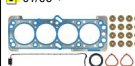



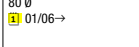


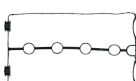










DAEWOO/CHEVROLET															
Ltr.															
1,2	B 12 S1 B12S3 F 12 S3 F12S3	53-56 kW (72-76 PS)	AVEO KALOS	04/03	01-53950-01 93 740 055 +94 535 484 (8x) 				61-53950-00 96 325 170 70 Ø 	14-32355-02 94 580 081 (10x) 	71-54182-00 96 325 175 	12-52939-03 94 535 484 (8x)  70-52939-00 94 535 482 	71-54179-00  96 571 108  71-54181-00  96 325 689 	70-31414-10 	81-53236-00  94 535 472 32x47 A SL RD MVQ  81-53297-00  94 535 475 60x80 A SL LD MVQ  81-53236-00  94 535 472 32x47 A SL RD MVQ 
1,2	LIH	102 kW (139 PS)	TRAILBLAZER TRAX	05/20		02-10813-02 	08-10157-01 		61-10813-00 76 Ø MLS 	14-10026-01 	70-31414-10   71-18240-00  	12-12155-01  70-12155-00 12x 	71-12156-00   71-18242-00  	70-31414-10 	81-41219-00  61x75 A SL RD PTFE (Polytetrafluorethylen)/ACM (Polyacryl-Kautschuk)  81-10461-00  
1,2	LY4	53-56 kW (72-76 PS)	AVEO AVEO LPG	01/04					61-53950-00 96 325 170 70 Ø 	14-32355-02 94 580 081 (10x) 	71-54182-00 96 325 175 	12-52939-03 94 535 484 (8x)  70-52939-00 94 535 482 	71-54179-00  96 571 108  71-54181-00  96 325 689 		81-53236-00  94 535 472 32x47 A SL RD MVQ  81-53297-00  94 535 475 60x80 A SL LD MVQ  81-53236-00  94 535 472 32x47 A SL RD MVQ 

DAEWOO/CHEVROLET															
Ltr.															
1,2	Z 12 XE	57-63 kW (77-86 PS)							 0,32 mm MLS  0,57 mm MLS		 24 403 788 +93 186 771 (13x) 	 09 158 057 (16x)  09 158 057 16x	 4x 		 25 193 519 42x55 RD FPM  96 376 569 80x98 A SL LD FPM
1,3	A 14 SMS A13SMS	55 kW (75 PS)	LANOS	05/97					 79,3 Ø 1,95 mm	 94 501 001 (10x)	 24 581 894	 8x 	 96 341 175  96 341 176 8x 		 55 563 374 35x48 A SL RD MVQ
1,3	G13BB	59 kW (80 PS)	JIMNY	07/98-12/06					 75 Ø			 09 158 057 (16x)	 4x 		 94 535 472 32x47 A SL RD MVQ  60x86 A SL LD MVQ  94 535 472 32x47 A SL RD MVQ  94 535 472 32x47 A SL RD MVQ

DAEWOO/CHEVROLET															
Ltr.															
1,3 LDP Z 13 DTJ	55 kW (75 PS)	COMBO MONTANA CDTI SPIN	10/06					 55 209 070 70,5 Ø 0,72 mm MLS  55 209 071 70,5 Ø 0,82 mm MLS 1   55 209 072 70,5 Ø 0,92 mm MLS 2 			 12 855 396 (16x)  12 855 396 16x	 12 855 456  12 855 456  12 855 396 16x	 12 855 498  12 855 456  12 855 396 16x	 55 186 758 40x52 AB SL RD FPM/ACM  55 180 937 78x100 A SL LD PTFE 	
1,3 LDV	55-57 kW (75-78 PS)	AVEO D ENJOY SAIL	07/11-10/17					 55 209 070 70,5 Ø 0,72 mm MLS  55 209 071 70,5 Ø 0,82 mm MLS 1   55 209 072 70,5 Ø 0,92 mm MLS 2 			 12 855 396 (16x)  12 855 396 16x	 12 855 498 4x  12 855 456  12 855 396 16x	 12 855 498  12 855 456  12 855 396 16x	 55 186 758 40x52 AB SL RD FPM/ACM  55 180 937 78x100 A SL LD PTFE 	
1,3 LSF	70 kW (95 PS)	AVEO D	07/11-12/15					 55 209 070 70,5 Ø 0,72 mm MLS  55 209 071 70,5 Ø 0,82 mm MLS 1   55 209 072 70,5 Ø 0,92 mm MLS 2 			 12 855 396 (16x)  12 855 396 16x	 12 855 498 4x  12 855 456  12 855 396 16x	 12 855 498  12 855 456  12 855 396 16x	 55 186 758 40x52 AB SL RD FPM/ACM  55 180 937 78x100 A SL LD PTFE 	









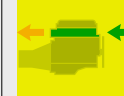










DAEWOO/CHEVROLET																
Ltr.																
1,3	M13A	61-65 kW (83-88 PS)	CRUZE MW	07/00-12/10									 16x 	 		 41x53 A SL RD FPM  81-53701-00  83x103 FPM 
1,4	A 14 NET B 14 NET	103 kW (140 PS)	AVEO CRUZE	06/12 [NEW]				 71-40668-00  			 71-40674-00 55 561 429 	 16x 	 55 566 664  71-40667-00  55 565 348 		 25 193 519 42x55 RD FPM  81-24908-10  96 376 569 80x98 A SL LD FPM 	
1,4	A 14 XER LDD	74 kW (100-101 PS)	AVEO CRUZE	03/11								 16x 	 55 563 660  71-40694-00  55 563 650  71-36304-00  55 566 925 	4x 	 25 193 519 42x55 RD FPM  81-24908-10  96 376 569 80x98 A SL LD FPM 	

DAEWOO/CHEVROLET															
Ltr.															
1,4	C 14 NZ 2H6 2H6(85CUL4)	44-66 kW (60-90 PS) CHEVY CORSA	08/94												
															
															
															
															
															
															
															
															
															
															
															
															
															
															
															
															
															
															
															
															
															
															
															
															
															
															
															
															
															
															
															
															
															
															






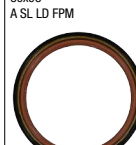


DAEWOO/CHEVROLET															
Ltr.															
1,4	C 14 SEL X 14 XE	62-68 kW (84-92 PS)	CLASSIC CORSA	05/98		02-31985-01 	08-12996-05  08-31226-01 		61-31985-10 80 Ø 1,3 mm 	14-32103-01 90 412 701 (10x) 	15-31973-01 	12-31306-01  70-31306-10  16x	71-31966-10  71-31963-00  71-31969-00 	71-12996-10  71-31226-00 	81-27295-00  90 501 719 26x42 AB SL RD FPM 81-24908-10  96 376 569 80x98 A SL LD FPM  81-24909-10  55 563 374 35x48 A SL RD MVQ 2x
1,4	F 14 D3	69 kW (94 PS)	GENTRA	05/05	01-54110-01 93 740 513  01-54115-01 93 742 687  01-54115-01 93 742 687 	02-54110-01  02-54115-01  02-54115-01  02-54115-01  02-54115-01 		61-54110-00 96 378 802 80 Ø  61-54115-00 96 963 220 80 Ø  61-54115-00 96 963 220 80 Ø 	14-32325-01 94 501 031 (10x) 	71-54116-00 96 353 002 	12-53393-01 96 840 122 (16x)  70-53393-00 96 840 122  16x	71-54183-00  96 461 130 71-54184-00  96 378 805  16x	70-31414-10 	81-53453-00  96 350 161 30x42 SL RD MVQ 81-24908-10  96 376 569 80x98 A SL LD FPM  81-51109-30  42x56 A SL RD FPM 2x	

DAEWOO/CHEVROLET

Ltr.  1,4 F 14 D3 69 kW (94 PS) KALOS LACETTI NUBIRA 06/02-12/04

										
01-54110-01 93 740 513	02-54110-01			61-54110-00 96 378 802 80 Ø	14-32325-01 94 501 031 (10x)	71-54116-00 96 353 002	12-53393-01 96 840 122 (16x)	71-54183-00  4x 96 461 130	70-31414-10 	81-53453-00  96 350 161 30x42 SL RD MVQ  81-24908-10  96 376 569 80x98 A SL LD FPM  81-51109-30  2x 42x56 A SL RD FPM 

1,4 F 14 D3 L95 69 kW (94 PS) AVEO 03/05

01-54115-01 93 742 687	02-54115-01			61-54115-00 96 963 220 80 Ø	14-32325-01 94 501 031 (10x)	71-54116-00 96 353 002	12-53393-01 96 840 122 (16x)	71-54183-00  4x 96 461 130	70-31414-10 	81-53453-00  96 350 161 30x42 SL RD MVQ  81-24908-10  96 376 569 80x98 A SL LD FPM  81-51109-30  2x 42x56 A SL RD FPM 
---------------------------	-------------	--	--	-----------------------------------	---------------------------------	---------------------------	---------------------------------	--	--	---

DAEWOO/CHEVROLET


Ltr.  1,4 F 14 D3 69-70 kW (94-95 PS) KALOS LACETTI 04/03



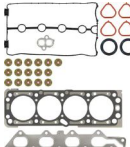
01-54110-01
93 740 513
12/05



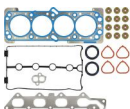
01-54115-01
93 742 687
01/06→



02-54110-01
12/05



02-54115-01
01/06→




61-54110-00
96 378 802
80 Ø
12/05



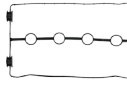
61-54115-00
96 963 220
80 Ø
01/06→



14-32325-01
94 501 031 (10x)



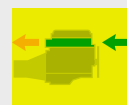
71-54116-00
96 353 002



12-53393-01
96 840 122 (16x)



70-53393-00
96 840 122



71-54183-00 4x
96 461 130



71-54184-00
96 378 805




70-31414-10



81-53453-00 K
96 350 161
30x42
SL RD MVQ



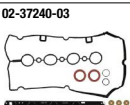
81-24908-10 K
96 376 569
80x98
A SL LD FPM



81-51109-30 N 2x
42x56
A SL RD FPM




1,4 F 14 D4 LDT 74-76 kW (101-103 PS) AVEO 04/08



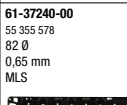
02-37240-03



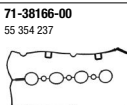

08-38431-01




71-36609-00 2



61-37240-00
55 355 578
82 Ø
0,65 mm
MLS



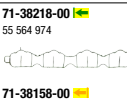
71-38166-00
55 354 237



12-36613-01
24 405 819 (16x)



70-36613-00
24 405 819



71-38218-00 4x
55 564 974



71-38158-00
12 992 396



70-31414-10



81-35147-00 K
24 447 223
31,5x42
AB SL RD FPM


















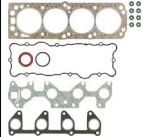





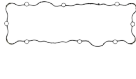


















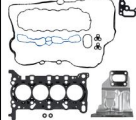










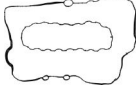

















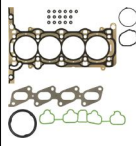







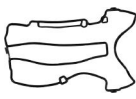















































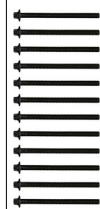














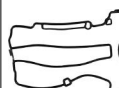















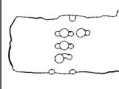












81-38236-00 K
55 555 805
80x98
A LD PTFE ACM












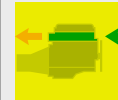




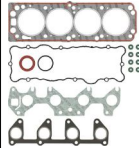











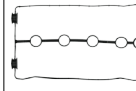































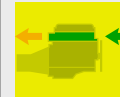













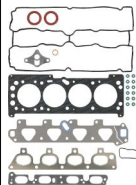



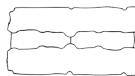










81-24909-10 N 2x
55 563 374
35x48
A SL RD MVQ



DAEWOO/CHEVROLET														
Ltr. 														
1,4 F 14 S3 LX5(85CUL4)	61 kW (83 PS)	KALOS	09/02	 01-27270-01 93 740 205 	 02-27270-08 			 61-27270-20 96 391 434 80,5 Ø 1,3 mm 	 14-32357-01 94 501 001 (10X) 	 71-29303-00 24 581 894 	 12-26546-01  70-26546-00 	 71-29302-00  96 341 175  71-24602-30  96 341 176 8x 	 70-31414-10 	 81-53453-00  96 350 161 30x42 SL RD MVQ  81-24908-10  96 376 569 80x98 A SL LD FPM  81-24909-10  55 563 374 35x48 A SL RD MVQ 
1,4 LE2(85CUL4)	110-115 kW (150-156 PS)	CRUZE TRAX	11/15		 02-10180-03 	 08-10180-03 	 04-10338-01  	 61-10180-00 MLS 	 14-10015-01 	 15-10043-01 	 12-10011-01 	 71-12158-00   71-12187-00  	 70-31414-10 	 81-10458-00  44x60 A SL FPM  81-10457-00  84x100 A SL LD FPM  81-10459-00  37x54 FPM 
1,4 LUJ	103 kW (140 PS)	CRUZE ORLANDO	06/12		 02-37875-03 	 08-40999-01 		 61-37875-00 55 562 233 74 Ø MLS 	 14-32331-01 55 566 811 (12x) 	 71-17813-00 55 573 747 	 12-34223-02 09 158 057 (16x)  70-34223-00 09 158 057 16x 	 71-40672-00  55 566 664  71-40667-00  55 565 348 	 70-31414-10 	 81-33489-10  25 193 519 42x55 RD FPM  81-24908-10  96 376 569 80x98 A SL LD FPM 












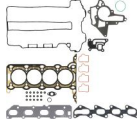
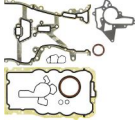





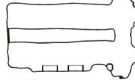
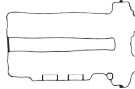













DAEWOO/CHEVROLET															
Ltr.															
1,4	LUJ LUV	103 kW (140 PS)	AVEO CRUZE TRAX TRAX LPG	09/10											
					02-37875-03 	08-40999-01 	04-10330-01  	61-37875-00 55 562 233 74 Ø MLS 	14-32331-01 55 566 811 (12x) 	71-17813-00 55 573 747 	12-34223-02 09 158 057 (16x)  70-34223-00 09 158 057 	71-40672-00  55 566 664  71-40667-00  55 565 348 	70-31414-10 	81-33489-10  25 193 519 42x55 RD FPM  81-24908-10  96 376 569 80x98 A SL LD FPM 	
1,4	LUU	111 kW (151 PS)	VOLT	11/11				61-37875-00 55 562 233 74 Ø MLS 	14-32331-01 55 566 811 (12x) 	71-17813-00 55 573 747 	12-34223-02 09 158 057 (16x)  70-34223-00 09 158 057 	71-42334-00  55 573 211  71-36304-00  55 566 925 	70-31414-10 	81-33489-10  25 193 519 42x55 RD FPM  81-24908-10  96 376 569 80x98 A SL LD FPM 	
1,4	LV7	72-74 kW (98-101 PS)	SPARK	11/15		02-10180-02 	08-10180-02 	61-10180-00 MLS 	14-10015-01 	15-10042-01 	12-10011-01 	71-12420-00   71-12188-00  	70-31414-10 	81-10458-00  44x60 A SL FPM  81-10457-00  84x100 A SL LD FPM  81-10459-00  37x54 FPM 	

DAEWOO/CHEVROLET																
Ltr.																
1,4	L13(82CUL4)	55 kW (75 PS)	LANOS	11/05-12/10		02-28135-02				61-28135-00 79,3 Ø 1,95 mm	14-32102-01 94 501 001 (10x)	71-29303-00 24 581 894	12-26546-01	71-29302-00  96 341 175		81-24909-10  55 563 374 35x48 A SL RD MVQ
													 70-26546-00	8x 		
1,4	L14(85CUL4)	69-70 kW (94-95 PS)	AVEO CRUZE KALOS LACETTI LACETTI LPG NUBIRA	05/03-05/13	01-54115-01 93 742 687					61-54115-00 96 963 220 80 Ø	14-32325-01 94 501 031 (10x)	71-54116-00 96 353 002	12-53393-01 96 840 122 (16x)	71-54183-00  96 461 130		81-53453-00  96 350 161 30x42 SL RD MVQ
													 70-53393-00 96 840 122	16x 	71-54184-00  96 378 805	 
1,4	X 14 YEH	68-73 kW (92-99 PS)	AGILE CORSA MERIVA MONTANA	07/07	01-10262-01	02-10262-02				61-10262-00 93 346 293 79 Ø 2 mm MLS		71-29303-00 24 581 894	12-26546-01	71-12936-00  93 397 790	4x	81-27295-00  90 501 719 26x42 AB SL RD FPM
													 70-26546-00	8x 	71-12935-00  93 396 858	 
																81-24908-10  96 376 569 80x98 A SL LD FPM
																81-24909-10  55 563 374 35x48 A SL RD MVQ


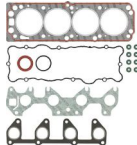


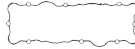








DAEWOO/CHEVROLET														
Ltr.														
1,4	X 14 YFH	68 kW (92 PS)	MONTANA	12/11-12/17								 		  
1,4	Z 14 XE	66 kW (90 PS)	CHEVY CORSA	06/95-09/06							 	  		   

DAEWOO/CHEVROLET

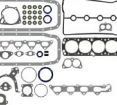


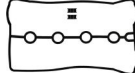












Ltr.  1,4 Z 14 XEP 66 kW (90 PS) COMBO  10/06-10/12 

										
	02-36225-01 	08-34166-01 	71-33492-00  	61-36225-00 0,32 mm MLS 61-36225-10  0,57 mm MLS 	14-32132-02 	15-35888-01 24 403 788 +93 186 771 (13x)  71-35888-00 	12-34223-02 09 158 057 (16x)  70-34223-00 09 158 057 	71-36203-00  4x  71-34157-00   71-36304-00  55 566 925 	71-34166-00 	81-33489-10  25 193 519 42x55 RD FPM  81-24908-10  96 376 569 80x98 A SL LD FPM 


1,5 A 15 DMS
A 15 SMS 62-81 kW (84-110 PS) GENTRA
LACETTI
LANOS
NUBIRA 05/97









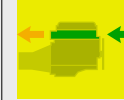











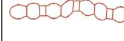







	02-28135-02 			61-28135-00 79,3 Ø 1,95 mm 	14-32102-01 94 501 001 (10x) 	71-29303-00 24 581 894 	12-26546-01  70-26546-00 	71-29302-00  96 341 175  71-24602-30  96 341 176 		81-24909-10  55 563 374 35x48 A SL RD MVQ 
---	--	--	--	---	--	--	--	--	--	--

1,5 A 15 MF
V15L 65-70 kW (88-95 PS) ARANOS
CIELO
ESPERO
NEXIA 10/93-06/99
















01-53300-01 	02-53300-01 			61-53300-00 96 391 433 78 Ø 		15-53388-01 	12-53393-01 96 840 122 (16x)  70-53393-00 96 840 122 	71-53389-00  96 352 947  71-53391-00  		81-53453-00  96 350 161 30x42 SL RD MVQ  81-53338-00  80x98 A SL LD NBR  81-53454-00  42x56 A SL RD MVQ 
--	--	--	--	--	--	--	---	--	--	---

DAEWOO/CHEVROLET


Ltr.  1
1,5 B 16 DTH 99 kW (135 PS) ORLANDO 01/13

										
01-10009-01 	02-10017-01 	08-10029-01 		61-42760-00 81 Ø 1,25 mm MLS 61-42760-10 81 Ø 1,35 mm MLS 61-42760-20 81 Ø 1,45 mm MLS 	14-11649-01 	71-42951-00 	12-42873-01  70-42873-00 	71-42856-00   71-12190-00  	70-31414-10 	81-42879-00  53x72 Gummi  81-10396-00  92x109 LD Gummi 

1,5 F 15 S 62 kW (84 PS) KALOS 11/02-12/04

01-27270-01 93 740 205 				61-27270-20 96 391 434 80,5 Ø 1,3 mm 		71-29303-00 24 581 894 	12-26546-01  70-26546-00 	71-29302-00  96 341 175  71-24602-30  96 341 176 8x 		81-53453-00  96 350 161 30x42 SL RD MVQ  81-24908-10  96 376 569 80x98 A SL LD FPM  81-24909-10  55 563 374 35x48 A SL RD MVQ 
--	--	--	--	--	--	--	--	---	--	---

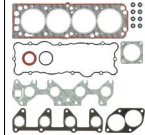
DAEWOO/CHEVROLET

Ltr.  1,5 F 15 S3 62-64 kW (84-87 PS) AVEO  05/05 




1,5 F 15 S3 62-64 kW (84-87 PS) AVEO 05/05

02-28135-05



61-28135-00
79,3 Ø
1,95 mm



14-32357-01
94 501 001 (10x)



71-29303-00
24 581 894




12-10015-01
96 229 145 (8x)




70-12819-00
96 229 145



71-29302-00  
96 341 175




71-24602-30 
96 341 176




8x


70-31414-10




81-53453-00 
96 350 161
30x42
SL RD MVQ



81-24908-10 
96 376 569
80x98
A SL LD FPM




81-24909-10 
55 563 374
35x48
A SL RD MVQ



1,5 G 15 MF 44-59 kW (60-80 PS) CIELO NEXIA RACER 1.5 i 07/94-11/00

02-27270-04




08-12996-08



61-27270-20
96 391 434
80,5 Ø
1,3 mm



14-32102-01
94 501 001 (10x)



71-13043-00





12-26546-01




70-26546-00






71-28182-10  
96 341 176



71-24602-30 
96 341 176




8x

71-25865-00   
96 376 569
80x98
A SL LD FPM




71-12996-10




81-27295-00 
90 501 719
26x42
AB SL RD FPM



81-24908-10 
96 376 569
80x98
A SL LD FPM












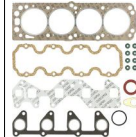

















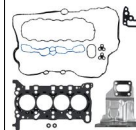




















81-24909-10 
55 563 374
35x48
A SL RD MVQ











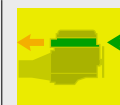




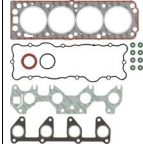










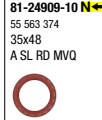

DAEWOO/CHEVROLET

Ltr.  1,5 G 15 MF 59 kW (80 PS) NEXIA  08/97-06/08 
















										
	02-27270-04 	08-12996-08 		61-27270-20 96 391 434 80,5 Ø 1,3 mm 	14-32102-01 94 501 001 (10x) 	71-13043-00 	12-26546-01  70-26546-00 	71-29302-00  96 341 175  71-24602-30  96 341 176 8x 	71-12996-10 	81-27295-00  90 501 719 26x42 AB SL RD FPM  81-24908-10  96 376 569 80x98 A SL LD FPM  81-24909-10  55 563 374 35x48 A SL RD MVQ 
02-10180-03 	08-10180-03 	04-10338-01  	61-10180-00 MLS 	14-10015-01 	15-10043-01 	12-10011-01 	71-12158-00   71-12187-00  	70-31414-10 	81-10458-00  44x60 A SL FPM  81-10457-00  84x100 A SL LD FPM  81-10459-00  37x54 FPM 	

DAEWOO/CHEVROLET







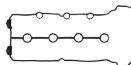






Ltr.  1,5  62-73 kW (84-99 PS) AVEO KALOS LANOS
 LV8(91CUL4) LX6(91CUL4) L43(91CUL4)
 10/97-05/08

										
	02-28135-02			61-28135-00 79,3 Ø 1,95 mm	14-32102-01 94 501 001 (10x)	71-29303-00 24 581 894	12-26546-01	71-29302-00  96 341 175	70-31414-10	81-17539-50  30x42 A SL RD FPM
										
								8x		
										
										81-24908-10  96 376 569 80x98 A SL LD FPM
										
										81-24909-10  55 563 374 35x48 A SL RD MVQ












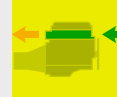


































1,5 LX6 62-64 kW (84-87 PS) AVEO LANOS 05/05

















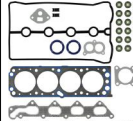

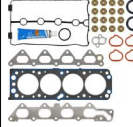





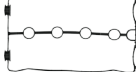















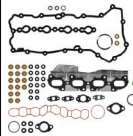


















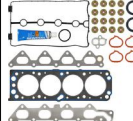



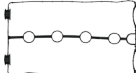













	01-53300-02 93 740 204			61-53300-00 96 391 433 78 Ø	14-32357-01 94 501 001 (10x)	71-29303-00 24 581 894	12-26546-01	71-29302-00  96 341 175	70-31414-10	81-53453-00  96 350 161 30x42 SL RD MVQ
										
								8x		81-24908-10  96 376 569 80x98 A SL LD FPM
										
										81-24909-10  55 563 374 35x48 A SL RD MVQ
										















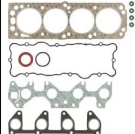


































1,5 M15A 73 kW (99 PS) CRUZE 08/03-09/08

	02-53640-03			61-53640-00 79 Ø MLS		71-53698-00	12-52939-01	71-53696-00  71-53697-00 	70-31414-10	81-53699-00  41x53 A SL RD FPM
										
										81-53701-00  83x103 FPM
										



DAEWOO/CHEVROLET

<div>Ltr. </div> <div>1,5 Y 15 L</div> <div>55 kW (75 PS)</div> <div> CIELO</div> <div> 04/95-07/97</div>															
									<div>61-27270-20 96 391 434 80,5 Ø 1,3 mm </div>	<div>14-32102-01 94 501 001 (10x) </div>	<div>71-29303-00 24 581 894 </div>	<div>12-26546-01  70-26546-00 </div>	<div>71-29302-00  96 341 175  71-24602-30  96 341 176 8x </div>	<div>70-31414-10 </div>	<div>81-17539-50  30x42 A SL RD FPM  81-24908-10  96 376 569 80x98 A SL LD FPM  81-24909-10  55 563 374 35x48 A SL RD MVQ </div>
<div>1,5 Y 15 L</div> <div>59 kW (80 PS)</div> <div>NEXIA</div> <div>07/08</div>									<div>61-28135-00 79,3 Ø 1,95 mm </div>	<div>14-32102-01 94 501 001 (10x) </div>	<div>71-29303-00 24 581 894 </div>	<div>12-26546-01  70-26546-00 </div>	<div>71-29302-00  96 341 175  71-24602-30  96 341 176 8x </div>	<div>70-31414-10 </div>	<div>81-17539-50  30x42 A SL RD FPM  81-24908-10  96 376 569 80x98 A SL LD FPM  81-24909-10  55 563 374 35x48 A SL RD MVQ </div>


DAEWOO/CHEVROLET															
Ltr.															
1,6	A 16 DMS	66-85 kW (90-116 PS)	LACETTI LANOS NUBIRA REZZO	02/97	 01-53305-01  01-53305-02 93 740 209	 02-53305-01   02-53305-03 			 61-53305-00 96 391 436 80,5 Ø 1,6 mm	 14-32325-01 94 501 031 (10x)	 15-53456-01  96 351 213 +96 144 621 (2x)  71-54116-00  96 353 002	 12-53393-01 96 840 122 (16x)  70-53393-00 96 840 122 16x	 71-53389-00  96 352 947  71-54184-00  96 378 805	 70-31414-10	 81-53453-00  96 350 161 30x42 SL RD MVQ  81-24908-10  96 376 569 80x98 A SL LD FPM  81-51109-30  42x56 A SL RD FPM
1,6	B 16 DTH LH7(98CUL4) LVL LWQ	81-102 kW (110-139 PS)	CRUZE EQUINOX ORLANDO TRAX D	01/13	 01-10009-01	 02-10017-01	 08-10029-01		 61-42760-00 81 Ø 1,25 mm MLS  61-42760-10 81 Ø 1,35 mm MLS  61-42760-20 81 Ø 1,45 mm MLS	 14-11649-01	 71-42951-00	 12-42873-01  70-42873-00	 71-42856-00   71-12190-00 	 70-31414-10	 81-42879-00  53x72 Gummi  81-10396-00  92x109 LD Gummi
1,6	B 16 NE C 16 NE L01(98CUL4) L44(98CUL4) L73(98CUL4) L91(98CUL4)	58-80 kW (79-109 PS)	CORSA	08/94	 01-53305-02 93 740 209	 02-53305-03 			 61-53305-00 96 391 436 80,5 Ø 1,6 mm	 14-32325-01 94 501 031 (10x)	 71-54116-00 96 353 002	 12-53393-01 96 840 122 (16x)  70-53393-00 96 840 122 16x	 71-54297-00  96 376 372  71-54184-00  96 378 805	 70-31414-10	 81-53453-00  96 350 161 30x42 SL RD MVQ  81-24908-10  96 376 569 80x98 A SL LD FPM  81-51109-30  42x56 A SL RD FPM

DAEWOO/CHEVROLET														
Ltr. 														
1,6 C 16 SE	74 kW (100 PS)				02-27270-08 	08-12996-05 		61-27270-20 96 391 434 80,5 Ø 1,3 mm 	14-32102-01 94 501 001 (10x) 	71-29303-00 24 581 894 	12-26546-01  70-26546-00 	71-29302-00  96 341 175  71-24602-30  96 341 176 8x 	71-12996-10 2x 	81-27295-00  90 501 719 26x42 AB SL RD FPM  81-24908-10  96 376 569 80x98 A SL LD FPM  81-24909-10  55 563 374 35x48 A SL RD MVQ 
1,6 C 16 SEI	72-75 kW (98-102 PS)	CHEV CORSA	08/95-07/02		02-27270-08 			61-27270-20 96 391 434 80,5 Ø 1,3 mm 	14-32102-01 94 501 001 (10x) 	71-29303-00 24 581 894 	12-26546-01  70-26546-00 	71-29302-00  96 341 175  71-24602-30  96 341 176 8x 	71-12996-10 2x 	81-27295-00  90 501 719 26x42 AB SL RD FPM  81-24908-10  96 376 569 80x98 A SL LD FPM  81-24909-10  55 563 374 35x48 A SL RD MVQ 

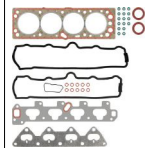
DAEWOO/CHEVROLET

Ltr.  

1,6 C 16 XE 80 kW (109 PS)



02-31995-03




08-31226-01



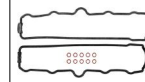
61-31995-10
80,5 Ø
1,3 mm




14-32103-01
90 412 701 (10x)



15-31973-01




12-31306-01



70-31306-10



16x


71-31966-10 




71-31969-00 




71-31226-00




81-27295-00 


90 501 719
26x42
AB SL RD FPM



81-24908-10 

96 376 569
80x98
A SL LD FPM



81-24909-10 

55 563 374
35x48
A SL RD MVQ



1,6 F 16 D3
LXT 74-81 kW (101-110 PS)

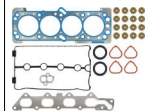
AVEO
CRUZE
CRUZE CNG
LACETTI
LACETTI LPG
NEXIA
NUBIRA
NUBIRA LPG
OPTRA

08/03

01-54115-01




02-54115-01



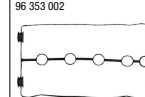
61-54115-00
96 963 220
80 Ø




14-32325-01
94 501 031 (10x)



71-54116-00




12-53393-01




70-53393-00



16x

71-54183-00 




71-54184-00 




70-31414-10



81-53453-00 

96 350 161
30x42
SL RD MVQ



81-24908-10 

96 376 569
80x98
A SL LD FPM



81-51109-30 

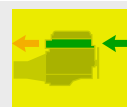
42x56
A SL RD FPM



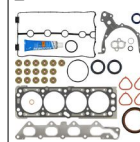
2x

DAEWOO/CHEVROLET

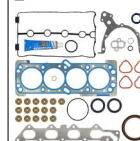
Ltr.  1,6 F 16 D3 77 kW (105 PS) GENTRA 05/05




01-54110-01
93 740 513
12/05



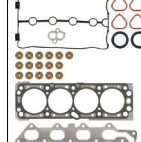
01-54115-01
93 742 687
01/06→



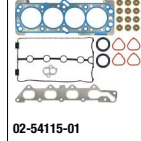
01-54115-01
93 742 687



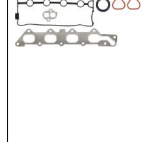
02-54110-01
12/05



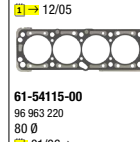
02-54115-01
01/06→



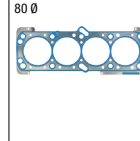
02-54115-01



61-54110-00
96 378 802
80 Ø
12/05




61-54115-00
96 963 220
80 Ø
01/06→



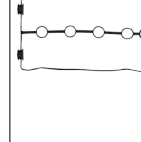
61-54115-00
96 963 220
80 Ø



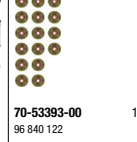
14-32325-01
94 501 031 (10x)




71-54116-00
96 353 002




12-53393-01
96 840 122 (16x)



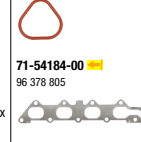
70-53393-00
96 840 122




71-54183-00
96 461 130




71-54184-00
96 378 805




70-31414-10



81-53453-00
96 350 161
30x42
SL RD MVQ



81-24908-10
96 376 569
80x98
A SL LD FPM



81-51109-30
42x56
A SL RD FPM

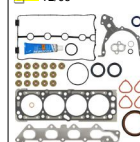


81-51109-30
42x56
A SL RD FPM

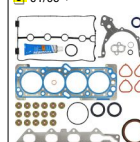


1,6 F 16 D3 80 kW (109 PS) LACETTI NUBIRA OPTRA 07/03

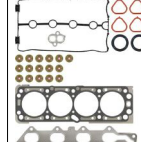
01-54110-01
93 740 513
12/05



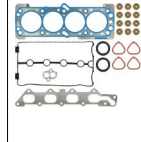
01-54115-01
93 742 687
01/06→



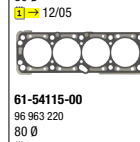
02-54110-01
12/05



02-54115-01
01/06→




61-54110-00
96 378 802
80 Ø
12/05



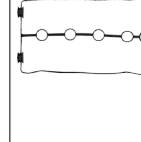
61-54115-00
96 963 220
80 Ø
01/06→



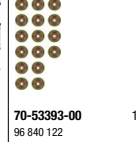
14-32325-01
94 501 031 (10x)




71-54116-00
96 353 002



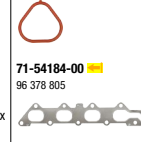
12-53393-01
96 840 122 (16x)




70-53393-00
96 840 122



71-54183-00
96 461 130



71-54184-00
96 378 805



70-31414-10




81-53453-00
96 350 161
30x42
SL RD MVQ



81-24908-10
96 376 569
80x98
A SL LD FPM



81-51109-30
42x56
A SL RD FPM

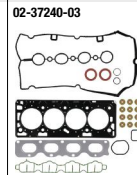


DAEWOO/CHEVROLET

Ltr.  1,6 F 16 D4 LDE 83-91 kW (113-124 PS) AVEO CRUZE TRAX  05/09 



1,6 F 16 D4 LDE 83-91 kW (113-124 PS) AVEO CRUZE TRAX



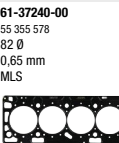
02-37240-03




08-38431-01



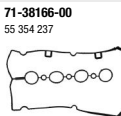
71-36609-00



61-37240-00



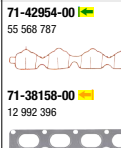
14-32103-01



71-38166-00



12-36613-01



71-42954-00



70-31414-10




81-35147-00

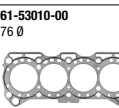
1,6 G16B 68-71 kW (92-97 PS) ESTEEM GRAND VITARA METRO TRACKER



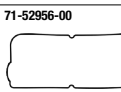
01-53010-01




02-53010-01




61-53010-00



71-52956-00



12-52939-01











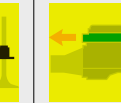





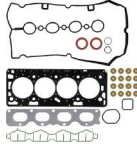





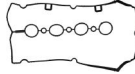



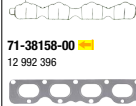









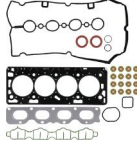



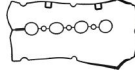












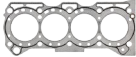









71-52953-00



70-31414-10



81-53236-00

DAEWOO/CHEVROLET														
Ltr. 														
1,6 LXV	68-84 kW (92-114 PS)	AVEO LACETTI NEXIA	04/99		02-37240-03 	08-38431-01 	71-36609-00  	61-37240-00 55 355 578 82 Ø 0,65 mm MLS 	14-32103-01 90 412 701 (10x) 	71-38166-00 55 354 237 	12-36613-01 24 405 819 (16x)  70-36613-00 24 405 819 	71-38218-00  55 564 974  71-38158-00  12 992 396 	70-31414-10 	81-35147-00  24 447 223 31,5x42 AB SL RD FPM  81-38236-00  55 555 805 80x98 A LD PTFE ACM  81-24909-10  55 563 374 35x48 A SL RD MVQ 
1,6 LXV	80 kW (109 PS)	NEXIA	08/97-06/08		02-37240-03 	08-38431-01 		61-37240-00 55 355 578 82 Ø 0,65 mm MLS 	14-32103-01 90 412 701 (10x) 	71-38166-00 55 354 237 	70-36613-00 24 405 819 	71-38218-00  55 564 974  71-38158-00  12 992 396 	70-31414-10 	81-35147-00  24 447 223 31,5x42 AB SL RD FPM  81-38236-00  55 555 805 80x98 A LD PTFE ACM  81-24909-10  55 563 374 35x48 A SL RD MVQ 
1,6 L01	71 kW (97 PS)	TRACKER	01/93-10/06					61-52645-00 76 Ø 		15-52956-01 	12-52939-01  70-52939-00 94 535 482 	71-52954-10  		81-53237-00  32x47 A SL RD NBR  81-53301-00  68x86 A SL LD MVQ 

DAEWOO/CHEVROLET

Ltr.

1,6 L44(96CUL4)

66-80 kW (90-109 PS)



AVEO
CHEVY
LACETTI
LANOS
NUBIRA
NUBIRA LPG
OPTRA
REZZO
VIVANT

08/01

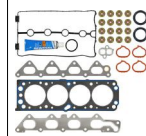


01-53305-02

93 740 209



02-53305-03




61-53305-00

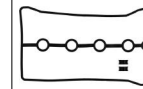
96 391 436
80,5 Ø
1,6 mm


14-32325-01

94 501 031 (10x)

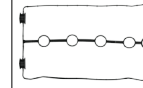


15-53456-01

96 351 213
+96 144 621 (2x)



71-54116-00

96 353 002




12-53393-01

96 840 122 (16x)



70-53393-00

96 840 122



71-53389-00

96 352 947




71-54184-00

96 378 805




70-31414-10



81-53453-00

96 350 161
30x42
SL RD MVQ


81-24908-10

96 376 569
80x98
A SL LD FPM


81-51109-30 2x

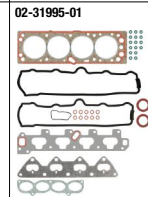
42x56
A SL RD FPM

1,6 L91
X 16 XE

73-75 kW (99-102 PS)

CORSA
TIGRA

08/97-07/02



02-31995-01



08-31226-01

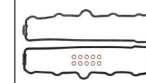
61-31995-10
80,5 Ø
1,3 mm


14-32103-01


90 412 701 (10x)



15-31973-01



12-31306-01



70-31306-10



71-31966-10



71-31963-00



71-31969-00




71-31226-00



81-27295-00

90 501 719
26x42
AB SL RD FPM


81-24908-10


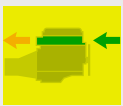
96 376 569
80x98
A SL LD FPM


81-24909-10 2x

55 563 374
35x48
A SL RD MVQ


DAEWOO/CHEVROLET

Ltr.  1,6 Z 16 SE 62-67 kW (84-91 PS) COMBO CORSA  04/01-12/11



02-34335-01



08-35564-01



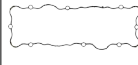
61-34335-00
80 Ø
MLS



14-32102-01
94 501 001 (10x)



71-29303-00
24 581 894



12-26546-01



71-34326-00 



71-34334-00 



8x

70-31414-10



81-27295-00 

90 501 719
26x42
AB SL RD FPM



81-24908-10 

96 376 569
80x98
A SL LD FPM



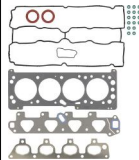
81-24909-10 

55 563 374
35x48
A SL RD MVQ



1,6 Z 16 XE 74 kW (101 PS) CHEVY CORSA 08/02

02-34900-01



08-35564-01

 20DS3627



08-35564-03

 20DS3628 →



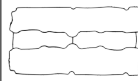
61-34900-00
80 Ø
MLS




14-32103-01
90 412 701 (10x)



71-34288-00



12-31306-01



16x

71-34294-00 



71-34274-00  



71-34281-00 



70-31414-10



71-31226-00



81-27295-00 

90 501 719
26x42
AB SL RD FPM



81-24908-10 

96 376 569
80x98
A SL LD FPM

 20DS3628 →



81-39433-00 

80x98
A LD PTFE
 20DS3628 →




















































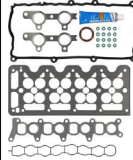











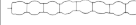













81-24909-10 

55 563 374
35x48
A SL RD MVQ














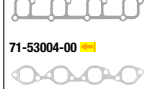











2x

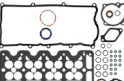








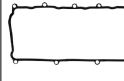



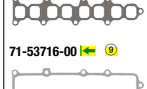


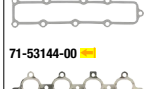









DAEWOO/CHEVROLET															
Ltr.															
1,6	16 LZ2	55 kW (75 PS)	VECTRA	09/96-12/05					 61-34215-00 82 Ø 1,3 mm	 14-32037-01	 71-33367-00	 12-26546-01 8x  70-26546-00	 71-27289-10   71-25513-10  8x	 71-13054-10	 81-25516-10  90 183 572 31x50 A SL RD FPM  81-38229-00  90 354 378 90x104 A SL LD  81-24909-10  55 563 374 35x48 A SL RD MVQ 
1,6	16S	54 kW (73 PS)	MONZA	01/82-12/86		 02-23120-02	 08-12841-06		 61-23120-20 87 Ø 1 mm		 71-12944-00	 12-27431-02 4x  40-77344-00  AS 70-27431-00  ES 4x 	 71-20654-10  71-19846-10  71-23862-10  71-23862-10  4x	 10-12841-02	 81-19195-00  45x60 A SL RD ACM  81-20667-30  77x100 A SL LD FPM 
1,7	A 17 DTE LKR LUD	81-96 kW (110-131 PS)	CRUZE D CRUZE TD TRAX TD	01/12		 02-38168-01	 08-38446-01	 04-10302-01 	 61-37235-00 0,95 mm MLS 1  61-37235-10 1 mm MLS 2  61-37235-20 1,05 mm MLS 3 	 14-32290-01	 71-38168-00	 12-31306-01 16x  70-31306-10	 71-40673-00  71-38144-00  2x 	 70-31414-10	 81-35144-00  40x52 A SL RD FPM  81-53299-00  87x100 A SL LD FPM  81-28236-00  38x50 A SL RD FPM 

DAEWOO/CHEVROLET














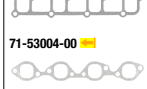









Ltr.  1,7 X 17 DT 51 kW (69 PS) ASTRA 02/96-06/98 

				<p>61-52775-00 80,5 Ø 1,4 mm MLS  320552</p> <p>61-52775-10 80,5 Ø 1,5 mm MLS  320552</p> <p>61-52775-20 80,5 Ø 1,6 mm MLS  320552</p> 			<p>12-53067-01 </p> <p>70-53067-00  8x</p>	<p>71-53003-00 </p>  <p>71-53004-00 </p> 		<p>81-53267-00 </p> <p>40x52 A SL RD NBR</p>  <p>81-53299-00 </p> <p>87x100 A SL LD FPM</p>  <p>81-53267-00 </p> <p>40x52 A SL RD NBR</p> 
---	---	--	---	---	---	---	--	---	---	--

1,7 Y 17 DT 44-55 kW (60-75 PS) ASTRA COMBO Y 17 DTL 2H8 CORSA DTI MERIVA MONTANA 08/00-01/12

				<p>61-53245-00 80 Ø 1,45 mm MLS  1</p> <p>61-53245-10 80 Ø 1,5 mm MLS  2</p> <p>61-53245-20 1,55 mm MLS  3</p> 			<p>12-31306-01 </p> <p>70-31306-10  16x</p>	<p>71-53143-00 </p>  <p>71-53716-00  </p>  <p>71-53144-00 </p> 		<p>81-35144-00 </p> <p>40x52 A SL RD FPM</p>  <p>81-53299-00 </p> <p>87x100 A SL LD FPM</p>  <p>81-28236-00 </p> <p>38x50 A SL RD FPM</p> 
---	---	--	---	---	---	---	---	--	---	--

1,7 2H7 44-48 kW (60-65 PS) CORSA CORSA D 08/00-03/09

				<p>61-52775-00 80,5 Ø 1,4 mm MLS  320552</p> <p>61-52775-10 80,5 Ø 1,5 mm MLS  320552</p> <p>61-52775-20 80,5 Ø 1,6 mm MLS  320552</p> 			<p>12-53067-01 </p> <p>70-53067-00  8x</p>	<p>71-53003-00 </p>  <p>71-53004-00 </p> 		<p>81-53267-00 </p> <p>40x52 A SL RD NBR</p>  <p>81-53299-00 </p> <p>87x100 A SL LD FPM</p>  <p>81-53267-00 </p> <p>40x52 A SL RD NBR</p> 
---	---	--	---	---	---	---	--	---	---	--

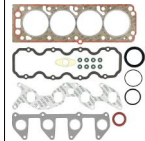
DAEWOO/CHEVROLET

Ltr.  1,8 C 18 LE 66-76 kW (90-103 PS)  ESPERO
LEGANZA
NEXIA
NUBIRA
PRINCE

 08/93



02-27275-03




08-27293-02



61-27275-10
86,3 Ø
1,3 mm




14-32037-01



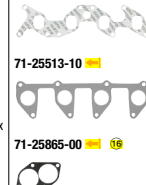
71-13045-30



12-26546-01



71-27289-10 



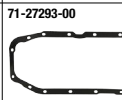


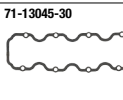
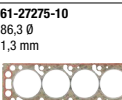
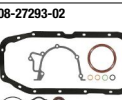
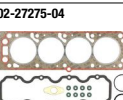
71-27293-00



81-25516-10 



1,8 C 18 NE 81 kW (110 PS) ASTRA 09/98-12/11
LC5(110CUL4)



02-27275-04




08-27293-02



61-27275-10
86,3 Ø
1,3 mm




14-32037-01




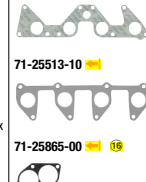
71-13045-30



12-26546-01




71-26510-10 






71-27293-00

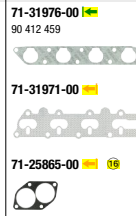
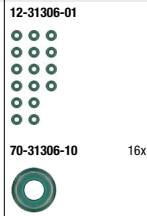
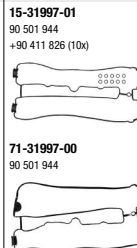

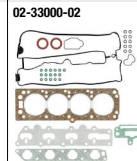


81-25516-10 

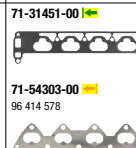
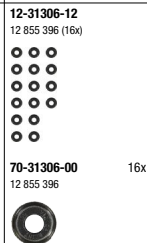
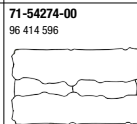

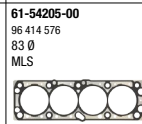


DAEWOO/CHEVROLET

Ltr.  1,8 C18XE 78-82 kW (106-111 PS) CORSA MERIVA  08/02 



1,8 F 18 D3 LDA 66-90 kW (90-122 PS) LACETTI NUBIRA OPTRA 08/03














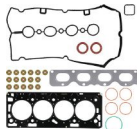





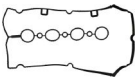













DAEWOO/CHEVROLET

Ltr.  1.8 F 18 D4
LUW
LWE
Z 18 XER
2HO


101-108 kW (137-147 PS)

 ASTRA
AVEO
AVEO LPG
CRUZE
CRUZE LPG
LACETTI
ORLANDO
ORLANDO LPG
TRAX


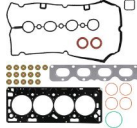





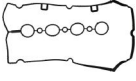



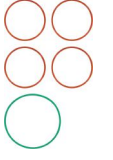









 01/06

										
	02-37240-01 	08-38431-01 	71-36609-00  	61-37240-00 55 355 578 82 Ø 0,65 mm MLS 	14-32103-01 90 412 701 (10x) 	71-38166-00 55 354 237 	12-36613-01 24 405 819 (16x)  70-36613-00 24 405 819 	11-38221-01  93 185 729  71-38158-00  12 992 396 	70-31414-10 	81-35147-00  24 447 223 31,5x42 AB SL RD FPM  81-38236-00  55 555 805 80x98 A LD PTFE ACM  81-24909-10  55 563 374 35x48 A SL RD MVQ 


1,8 LH7(98CUL4) 106 kW (144 PS)









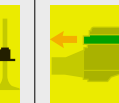





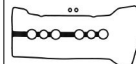

















 CRUZE
TRAX

10/11-02/17

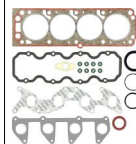









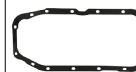





	02-37240-01 	08-38431-01 	71-36609-00  	61-37240-00 55 355 578 82 Ø 0,65 mm MLS 	14-32103-01 90 412 701 (10x) 	71-38166-00 55 354 237 	12-36613-01 24 405 819 (16x)  70-36613-00 24 405 819 	11-38221-01  93 185 729  71-38158-00  12 992 396 	70-31414-10 	81-35147-00  24 447 223 31,5x42 AB SL RD FPM  81-38236-00  55 555 805 80x98 A LD PTFE ACM  81-24909-10  55 563 374 35x48 A SL RD MVQ 
---	--	---	--	--	--	--	--	--	--	---


















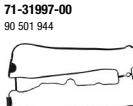




















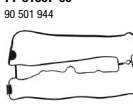















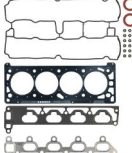


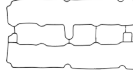









DAEWOO/CHEVROLET

Ltr.  1,8 LV6 90-93 kW (122-126 PS) PRIZM 05/97-08/01




										
01-53140-01	02-53140-01			61-53140-00 80 Ø 0,5 mm MLS 61-53140-10  80 Ø 0,8 mm MLS 	14-55035-01 	15-53108-01 	12-53128-02  70-53993-00  ES 8x 70-53994-00  AS 8x	71-17191-00    71-53104-00   71-53107-00  	70-31414-10 	81-53256-00  38x50 A SL RD NBR  81-53318-00  76x94 A SL LD FPM  81-53256-00  38x50 A SL RD NBR 

1,8 S 18 NV 74 kW (101 PS) PRINCE SUPER SALOON 08/90-08/97

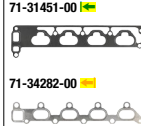

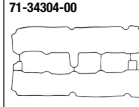

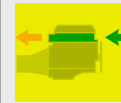
	02-27275-03 	08-27293-02 		61-27275-10 86,3 Ø 1,3 mm 	14-32037-01 	71-13045-30 	12-26546-01  70-26546-00  8x	71-27289-10  71-25513-10  71-25865-00  08	71-27293-00 	81-25516-10  90 183 572 31x50 A SL RD FPM 81-38229-00  90 354 378 90x104 A SL LD 81-24909-10  55 563 374 35x48 A SL RD MVQ 81-27317-00  55x70,1 AB LD FPM 
--	--	---	--	--	--	--	--	--	--	--

DAEWOO/CHEVROLET													
Ltr. 													
1,8 T 18 SED X 18 XE	84-90 kW (114-122 PS) CORSA LACETTI TOSCA	06/02					61-33000-10 90 411 937 83 Ø 1,3 mm 	14-32104-01 90 466 480 (10x) 	15-31997-01 90 501 944 +90 411 826 (10x)  71-31997-00 90 501 944 	12-31306-01  70-31306-10  16x	71-31976-00  90 412 459  71-31971-00   71-25865-00   		81-25516-10  90 183 572 31x50 A SL RD FPM  81-38229-00  90 354 378 90x104 A SL LD  81-24909-10  2x 55 563 374 35x48 A SL RD MVQ 
1,8 T 18 SED	90 kW (122 PS) NUBIRA	07/03		02-33000-03 92 066 550 +90 411 937 	08-31965-02 92 061 971 		61-33000-10 90 411 937 83 Ø 1,3 mm 	14-32104-01 90 466 480 (10x) 	15-31997-01 90 501 944 +90 411 826 (10x)  71-31997-00 90 501 944 	12-31306-01  70-31306-10  16x	71-31976-00  90 412 459  71-31971-00   71-25865-00   		81-25516-10  90 183 572 31x50 A SL RD FPM  81-38229-00  90 354 378 90x104 A SL LD  81-24909-10  2x 55 563 374 35x48 A SL RD MVQ 
1,8 X 18 XE1	90-100 kW (122-136 PS)			02-34205-02 			61-34205-00 81,5 Ø MLS 	14-32103-01 90 412 701 (10x) 	71-34304-00 	12-34223-02 09 158 057 (16x)  70-34223-00 09 158 057  16x	71-31451-00   71-34282-00  	70-31414-10 	81-24909-10  2x 55 563 374 35x48 A SL RD MVQ 

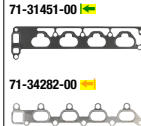

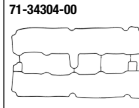

DAEWOO/CHEVROLET

Ltr.    1

1,8 Z 18 XE 90-92 kW (122-125 PS)












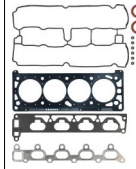


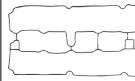


















1,8 Z 18 XEL 81 kW (110 PS)


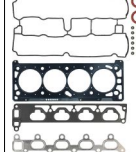


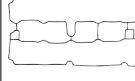




















DAEWOO/CHEVROLET


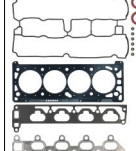


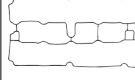













Ltr.  1,8 2H9 90-92 kW (122-125 PS) ASTRA NIVA VIVA  2H999999  2H999999  2H999999 08/02-12/09 

										
	02-34205-02 			61-34205-00 81,5 Ø MLS 	14-32103-01 90 412 701 (10x) 	71-34304-00 	12-34223-02 09 158 057 (16x)  16x 70-34223-00 09 158 057 	71-31451-00   71-34282-00  	70-31414-10 	81-15512-50  30x40 A SL RD FPM  81-39433-00  80x98 A LD PTFE  81-24909-10  55 563 374 35x48 A SL RD MVQ  2x

1,8 2H9 90-92 kW (122-125 PS) ASTRA NIVA VIVA  3H000001 →  3H000001 →  3H000001 → 08/02-12/09









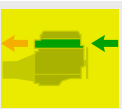

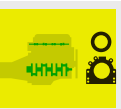
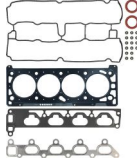





















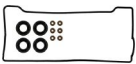












	02-34205-02 			61-34205-00 81,5 Ø MLS 	14-32103-01 90 412 701 (10x) 	71-34304-00 	12-34223-02 09 158 057 (16x)  16x 70-34223-00 09 158 057 	71-31451-00   71-34282-00  	70-31414-10 	81-35147-00  24 447 223 31,5x42 AB SL RD FPM  81-39433-00  80x98 A LD PTFE  81-24909-10  55 563 374 35x48 A SL RD MVQ  2x
---	--	--	--	---	--	--	---	--	--	--

1,8 2H9 92 kW (125 PS) ASTRA ZAFIRA  2B999999,  2H999999,  21-28999999  2B999999,  2H999999 07/00-06/05












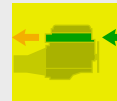






















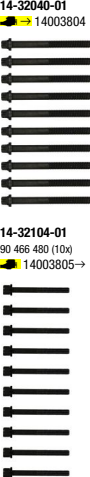













	02-34205-02 			61-34205-00 81,5 Ø MLS 	14-32103-01 90 412 701 (10x) 	71-34304-00 	12-34223-02 09 158 057 (16x)  16x 70-34223-00 09 158 057 	71-31451-00   71-34282-00  	70-31414-10 	81-15512-50  30x40 A SL RD FPM  81-39433-00  80x98 A LD PTFE  81-24909-10  55 563 374 35x48 A SL RD MVQ  2x
---	--	--	--	---	--	--	---	--	--	--












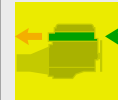





















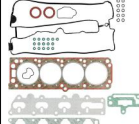

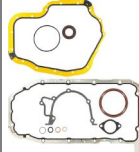


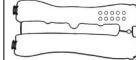




















DAEWOO/CHEVROLET















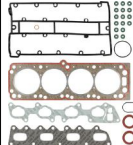



























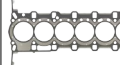

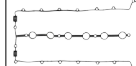













Ltr.  1,8 2H9 92 kW (125 PS) ASTRA MERIVA ZAFIRA  3B000001, 3H000001, 31-38000001→ 3B000001, 3H000001→ 07/00-05/08 

										
	02-34205-02 			61-34205-00 81,5 Ø MLS 	14-32103-01 90 412 701 (10x) 	71-34304-00 	12-34223-02 09 158 057 (16x)  70-34223-00 09 158 057  16x	71-31451-00   71-34282-00  	70-31414-10 	81-35147-00  24 447 223 31,5x42 AB SL RD FPM  81-39433-00  80x98 A LD PTFE  20DR5880→  81-24909-10  2x 55 563 374 35x48 A SL RD MVQ 
1,8 7A-FE 92 kW (125 PS)	01-52935-01 	02-52935-01 		61-52935-00 82 Ø MLS 	14-55002-01 	15-52809-01 	12-52806-02 	71-52807-00   71-52808-00  	70-31414-10 	81-53234-00  32x46 A SL RD MVQ  81-53302-00  70x92 A SL LD MVQ  81-53247-00  35x49 A SL RD MVQ 

DAEWOO/CHEVROLET



Ltr.														
2,0	C 20 LE C 20 NE C 20 NED LE4(122CUL4)	72-89 kW (98-121 PS)	ARANOS BROUGHAM ESPERO LEMANS MONZA OMEGA PRINCE SUPER SALOON	04/89-09/00								 8x		 81-25516-10  90 183 572 31x50 A SL RD FPM  81-38229-00  90 354 378 90x104 A SL LD  81-24909-10  55 563 374 35x48 A SL RD MVQ  81-27317-00  55x70,1 AB LD FPM 
2,0	C 20 LET	150 kW (204 PS)							 14-32104-01 90 466 480 (10x)  14003805→		 16x	 71-28859-00 	 2x	 81-28236-00  38x50 A SL RD FPM  81-38229-00  90 354 378 90x104 A SL LD  81-24909-10  55 563 374 35x48 A SL RD MVQ  2x












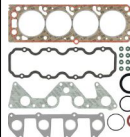
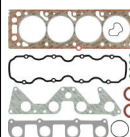





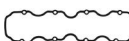
























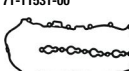












DAEWOO/CHEVROLET															
Ltr.															
2,0	C 20 SED	81 kW (110 PS)	LACETTI NUBIRA	06/99-07/03		02-33005-09 93 742 408 +92 067 765 	08-31965-02 92 061 971 		61-33005-10 92 067 765 87 Ø 1,3 mm 	14-32104-01 90 466 480 (10x) 	15-31997-01 90 501 944 +90 411 826 (10x)  71-31997-00 90 501 944 	12-31306-12 12 855 396 (16x)  70-31306-00 12 855 396  16x	71-31976-00  90 412 459  71-38159-00  92 063 157 	70-31414-10 	81-25516-10  90 183 572 31x50 A SL RD FPM  81-38229-00  90 354 378 90x104 A SL LD  81-24909-10  2x 55 563 374 35x48 A SL RD MVQ 
2,0	C 20 SEL	100-101 kW (136-137 PS)	ASTRA VECTRA ZAFIRA	04/01-07/12		02-33005-01 	08-31979-01  		61-33005-10 92 067 765 87 Ø 1,3 mm 	14-32104-01 90 466 480 (10x) 	15-31997-01 90 501 944 +90 411 826 (10x)  71-31997-00 90 501 944 	12-31306-01  70-31306-10  16x	71-31976-00  90 412 459  71-31971-00   71-25865-00   	71-31978-00   71-31979-00  55 354 477 	81-25516-10  90 183 572 31x50 A SL RD FPM  81-38229-00  90 354 378 90x104 A SL LD  81-24909-10  2x 55 563 374 35x48 A SL RD MVQ 

DAEWOO/CHEVROLET															
Ltr. 															
2,0 C 20 XE	89-110 kW (121-150 PS)					02-28235-01 	08-13054-02 		61-28235-10 87,5 Ø 1,29 mm 	14-32040-01  14137011 14-32104-01 90 466 480 (10x)  14137012→	71-28233-00 	12-26546-01 2x  70-26546-00 16x 	71-28234-00  38x50 A SL RD FPM 71-28859-00  	71-13054-10 2x 	81-28236-00  38x50 A SL RD FPM 81-38229-00  90 354 378 90x104 A SL LD 81-24909-10  55 563 374 35x48 A SL RD MVQ 
2,0 J20A L34(121CUL4)	88-97 kW (120-132 PS)	05/98-10/08	GRAND VITARA TRACKER			02-53205-01 			61-53205-00 MLS 		71-53156-00 	12-52829-01 	71-53153-00   71-53154-00  	70-31414-10 	81-53236-00  94 535 472 32x47 A SL RD MVQ 
2,0 LBM LF3(121CUL6) X 20 D1	101-105 kW (137-144 PS)	02/06	EPICA EPICA LPG TOSCA		01-54130-01 93 740 211 				61-54130-00 96 370 861 76,2 Ø 	14-32365-01 94 501 711 (14x) 	71-54198-00 96 307 727 	12-54218-01 96 307 714 (24x)  70-54218-00 96 307 714 	71-54199-00  96 307 801  71-54201-00  96 493 410 Cyl. 1-3  71-54202-00  96 493 411 Cyl. 4-6 	70-31414-10 	81-37186-00  96 307 764 45x65 A SL RD FPM  81-23708-50  96 521 516 85x105 A SL LD FPM 


































































DAEWOO/CHEVROLET														
Ltr.														
2,0 LBS	115-118 kW (156-160 PS)	MALIBU MALIBU D	04/12		02-39354-01	08-39648-01		61-37665-00 84 Ø 0,95 mm MLS	14-32169-01 90 537 691 (10x)	71-42061-00	12-38209-02 55 183 812 (16x)	11-40692-01	70-31414-10 	81-35882-00 31x41 AB SL RD FPM
								61-37665-10 1,05 mm MLS						
								61-37665-20 1,15 mm MLS			70-38209-00 55 183 812	16x		81-90027-00 93 Ø
												71-39352-00		81-40269-00 30x50 AW SL RD FPM
2,0 LD1 X 20 DTH X 20 DTL	61-74 kW (83-101 PS)	ASTRA VECTRA	02/98-12/11		02-34277-01	08-34164-01	04-10190-01	61-33820-00 85,5 Ø 1,3 mm MLS	14-32105-01	71-34277-00	12-31306-01	71-34286-00	71-34164-00	81-35723-00 55x68 AB SL RD FPM
								61-33820-10 85,5 Ø 1,4 mm MLS				71-34933-00		
								61-33820-20 85,5 Ø 1,5 mm MLS			70-31306-10	16x	71-34279-00	81-34301-00 99x114 A LD FPM/ACM
							71-36773-00							
2,0 LE4(122CUL4)	81-90 kW (110-122 PS)	ASTRA KADETT VECTRA ZAFIRA	09/94-12/11		02-26775-03	08-31965-01		61-26775-10 87,5 Ø 1,3 mm	14-32037-01	71-33367-00	12-26546-01	71-26510-10	71-31965-00	81-25516-10 90 183 572 31x50 A SL RD FPM
											70-26546-00	8x	71-25513-10	81-38229-00 90 354 378 90x104 A SL LD
														81-24909-10 55 563 374 35x48 A SL RD MVQ
														81-27317-00 55x70,1 AB LD FPM















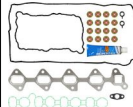

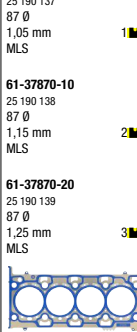


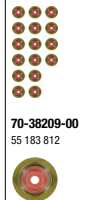


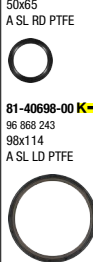











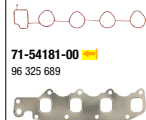








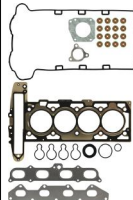


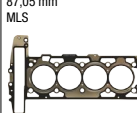

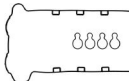
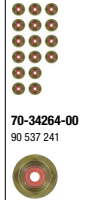
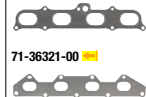

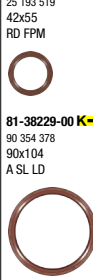






DAEWOO/CHEVROLET









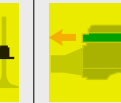




































Ltr.  2,0 LE4(122CUL4) 85-89 kW (116-121 PS) CORSA KADETT OMEGA  08/91-07/99 

										
<p>02-26775-02 1) ⇒ 03/94</p>  <p>02-26775-03 1) 03/94 →</p> 	<p>08-27293-02 1) ⇒ 03/94</p>  <p>08-31965-01 1) 03/94 →</p> 		<p>61-26775-10 87,5 Ø 1,3 mm</p> 	<p>14-32037-01</p> 	<p>71-13045-30 1) ⇒ 03/94</p>  <p>71-33367-00 1) 03/94 →</p> 	<p>12-26546-01</p>  <p>70-26546-00</p> 	<p>71-26510-10 </p>  <p>71-25513-10 </p>  <p>71-25865-00  08</p> 	<p>71-27293-00 1) ⇒ 03/94</p>  <p>71-31965-00 1) 03/94 →</p> 	<p>81-25516-10 </p> <p>90 183 572 31x50 A SL RD FPM</p>  <p>81-38229-00 </p> <p>90 354 378 90x104 A SL LD</p>  <p>81-24909-10 </p> <p>55 563 374 35x48 A SL RD MVQ</p>  <p>81-27317-00 </p> <p>55x70,1 AB LD FPM</p> 	
<p>02-10024-01</p> 	<p>08-10030-01</p> 		<p>61-10133-00 84,5 Ø 1,1 mm MLS</p> <p>61-10133-10 84,5 Ø 1,2 mm MLS </p> <p>61-10133-20 84,5 Ø 1,3 mm MLS </p> 	<p>14-11654-01</p> 	<p>71-11531-00</p> 	<p>12-11648-01</p> 	<p>71-11532-00 </p>  <p>71-42113-00 </p> 	<p>70-31414-10</p> 	<p>81-10462-00 </p> <p>31x41 RD FPM</p>  <p>81-10455-00 </p> <p>93x172,5 Gummi</p>  <p>81-10539-00 </p> <p>24x45 RD FPM</p> 	



DAEWOO/CHEVROLET



















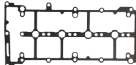
































DAEWOO/CHEVROLET														
Ltr.														
2,0	LLW Z 20 S	89-113 kW (121-154 PS) CAPTIVA CAPTIVA D CRUZE CRUZE CDI EPICA D LACETTI OPTRA WINSTORM	07/06 	01-10005-01 93 744 254 				61-37215-00 96 440 163 1,1 mm MLS 1  61-37215-10 96 440 164 1,2 mm MLS 2  61-37215-20 96 440 165 1,3 mm MLS 3  	14-32287-01 94 501 932 (10x) 	71-38167-00 96 440 309 	12-38227-01 96 440 146 (16x)  70-38227-00 96 440 146  16x	71-38156-00  96 440 379  71-38146-00  96 440 364  16x	70-31414-10 	81-34805-00  96 440 222 32x45 A SL RD ACM  81-38231-00  25 183 982 98x114 A SL LD FPM  81-53441-00  96 440 161 36x50 A SL RD NBR 
2,0	LMN	89 kW (121 PS) LACETTI D NUBIRA D	01/05					61-37215-00 96 440 163 1,1 mm MLS 1  61-37215-10 96 440 164 1,2 mm MLS 2  61-37215-20 96 440 165 1,3 mm MLS 3  	14-32287-01 94 501 932 (10x) 	71-38167-00 96 440 309 	12-38227-01 96 440 146 (16x)  70-38227-00 96 440 146  16x	71-38156-00  96 440 379  71-38146-00  96 440 364  16x	70-31414-10 	81-34805-00  96 440 222 32x45 A SL RD ACM  81-38231-00  25 183 982 98x114 A SL LD FPM  81-53251-00  36x50 A SL LD MVQ 
2,0	LNF	194 kW (264 PS) COBALT HHR	08/07-12/10					61-37265-00 87 Ø 0,64 mm MLS 	14-32169-01 90 537 691 (10x) 		12-34264-01 90 537 241 (16x)  70-34264-00 90 537 241  16x	71-38154-00  90 354 378  71-39351-00  12 622 668  16x	70-31414-10 	81-38229-00  90x104 A SL LD 

DAEWOO/CHEVROLET														
Ltr.														
2,0 LNP	96-122 kW (131-166 PS)	CAPTIVA D CRUZE CRUZE CDI ORLANDO D	08/10											
					02-40664-01	08-41122-01		61-37870-00 25 190 137 87 Ø 1,05 mm MLS 1 	14-32340-01 94 502 227 (10x)	15-40664-01 25 186 594	12-38209-02 55 183 812 (16x) 70-38209-00 55 183 812 16x	71-54213-00  96 868 320 71-40666-00  96 868 298	70-31414-10 	81-40697-00  96 868 128 50x65 A SL RD PTFE 81-40698-00  96 868 243 98x114 A SL LD PTFE
2,0 LQ5	64-67 kW (87-91 PS)													
				01-53950-01 93 740 055 +94 535 484 (8x)				61-53950-00 96 325 170 70 Ø	14-32355-02 94 580 081 (10x)	71-54182-00 96 325 175	12-52939-03 94 535 484 (8x) 70-52939-00 94 535 482 8x	71-54179-00  96 571 108 71-54181-00  96 325 689	70-31414-10 	81-53236-00  94 535 472 32x47 A SL RD MVQ 81-53297-00  94 535 475 60x80 A SL LD MVQ 81-53236-00  94 535 472 32x47 A SL RD MVQ
2,0 LSJ	152 kW (207 PS)	COBALT	07/05-12/08											
					02-36220-01	08-38272-01	04-10166-01 	61-36220-00 87,05 mm MLS	14-32169-01 90 537 691 (10x)	15-36236-01	12-34264-01 90 537 241 (16x) 70-34264-00 90 537 241 16x	71-36311-00  71-36321-00 	70-31414-10 	81-33489-10  25 193 519 42x55 RD FPM 81-38229-00  90 354 378 90x104 A SL LD

DAEWOO/CHEVROLET															
Ltr.															
2,0	LSY	172 kW (234 PS)	BLAZER	09/19 [NEW]		02-11221-03 	08-10189-01 		61-11221-00 84 Ø MLS 	14-20892-01 	71-20889-00 	12-20907-01  70-20907-00 70-20910-00	71-20915-00  11-20920-01  8x	70-31414-10 	81-10665-00  PTFE  81-10666-00  PTFE 
2,0	LTG	175-205 kW (238-279 PS)	CAMARO EQUINOX MALIBU REZZO	01/12		02-10311-02 	08-12870-01 	04-10378-01 	61-10311-00 88 Ø 1,1 mm MLS 	14-10029-01 	15-10120-01 	12-10016-01  70-13384-00  70-38226-00  8x	71-13377-00  71-13376-00  8x	70-31414-10 	81-10509-00  44,8x61 RD FPM  81-38229-00  90 354 378 90x104 A SL LD  81-10459-00  37x54 FPM 









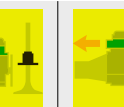








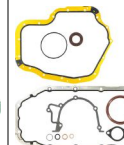
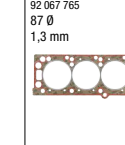

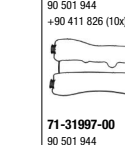
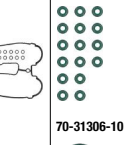
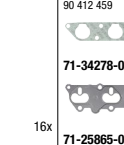



DAEWOO/CHEVROLET

Ltr.  2,0 LUZ 110-113 kW (150-154 PS) CRUZE  09/13















										
			 04-10320-01 	 61-37665-00 84 Ø 0,95 mm MLS 61-37665-10 1,05 mm MLS 61-37665-20 1,15 mm MLS 	 14-32332-01	 71-42061-00	 12-38209-02 55 183 812 (16x)  70-38209-00 55 183 812 16x  71-39352-00 	 11-40692-01   71-39352-00 	 70-31414-10 	 81-35882-00  31x41 AB SL RD FPM  81-36229-00  30x45 AB SL RD FPM  81-40269-00  30x50 AW SL RD FPM 
2,0 L34	89-97 kW (121-132 PS)	 08-31965-02 92 061 971	 61-33005-10 92 067 765 87 Ø 1,3 mm	 14-32104-01 90 466 480 (10x)	 71-31997-00 90 501 944	 12-31306-12 12 855 396 (16x)  70-31306-00 12 855 396 16x	 71-31976-00  90 412 459	 71-31979-00 55 354 477	 81-25516-10  90 183 572 31x50 A SL RD FPM  81-38229-00  90 354 378 90x104 A SL LD  81-24909-10  55 563 374 35x48 A SL RD MVQ	

DAEWOO/CHEVROLET




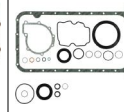
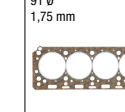
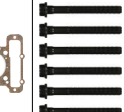
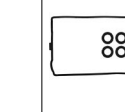
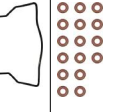
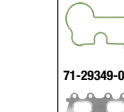
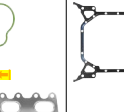
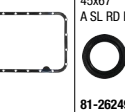
Ltr.  2,0 L34(122CUL4) X 20 XEV 89-100 kW (121-136 PS) 03/96-07/12  1 ASTR A EPICA OPTRA VECTRA ZAFIRA

											
	02-33005-01	08-31979-01 		61-33005-10 92 067 765 87 Ø 1,3 mm	14-32104-01 90 466 480 (10x)	15-31997-01 90 501 944 +90 411 826 (10x)	12-31306-01	71-31976-00  90 412 459	71-31979-00  55 354 477	81-25516-10  90 183 572 31x50 A SL RD FPM	
											













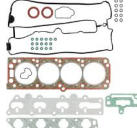






















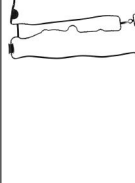



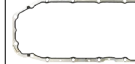












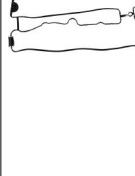




2,0 L88 89-98 kW (121-133 PS) 01/05 EPICA EVANDA REZZO VIVANT

	<div>08-31965-02</div> <div>92 061 971</div> <div></div>		<div>61-33005-10</div> <div>92 067 765</div> <div>87 Ø</div> <div>1,3 mm</div> <div></div>	<div>14-32104-01</div> <div>90 466 480 (10x)</div> <div></div>	<div>15-31997-01</div> <div>90 501 944</div> <div>+90 411 826 (10x)</div> <div></div>		<div>71-54297-00 </div> <div>96 376 372</div> <div></div> <div>71-38159-00 </div> <div>92 063 157</div> <div></div>	<div>81-25516-10 </div> <div>90 183 572</div> <div>31x50</div> <div>A SL RD FPM</div> <div></div> <div>81-38229-00 </div> <div>90 354 378</div> <div>90x104</div> <div>A SL LD</div> <div></div> <div>81-24909-10 </div> <div>55 563 374</div> <div>35x48</div> <div>A SL RD MVQ</div> <div></div>
--	--	--	---	---	--	--	---	--



2,0 M 161.950 94 kW (128 PS) 02/99 KORANDO

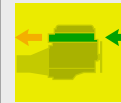
02-29105-02	08-29170-01	61-29105-10 91 Ø 1,75 mm	14-32028-02	15-31001-01	12-29491-01	71-31138-00  2x	71-34037-00	81-26248-00  45x67 A SL RD FPM
								

DAEWOO/CHEVROLET

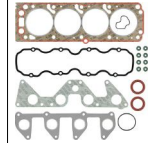
Ltr. 														
2,0	T 20 SED X 20 SED Z 20 L	85-98 kW (116-133 PS)	EVANDA LACETTI LEGANZA MAGNUS NUBIRA REZZO VECTRA VIVANT	05/97							 16x	 71-31976-00  90 412 459  71-31971-00 	 71-31978-00   71-31979-00  55 354 477	 81-25516-10  90 183 572 31x50 A SL RD FPM  81-38229-00  90 354 378 90x104 A SL LD  81-24909-10  55 563 374 35x48 A SL RD MVQ 
2,0	T 20 SED	89-93 kW (121-126 PS)	NUBIRA REZZO	09/01-12/04							 16x	 71-34273-00 	 71-31979-00 55 354 477	
2,0	T 20 SED	93 kW (126 PS)	LEGANZA NUBIRA	07/00							 16x	 71-34273-00 	 71-31979-00 55 354 477	
2,0	T 20 SED	133 kW (181 PS)	LEGANZA	01/01-12/02							 16x	 71-34273-00 	 71-31979-00 55 354 477	

DAEWOO/CHEVROLET

Ltr.  2,0 X 20 SE 85 kW (116 PS)   1



02-26775-03




08-31965-01



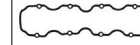
61-26775-10
87,5 Ø
1,3 mm




14-32037-01



71-33367-00





12-26546-01



8x

71-26510-10 



71-25513-10 


71-31965-00



81-25516-10 

90 183 572
31x50
A SL RD FPM



81-38229-00 

90 354 378
90x104
A SL LD



81-24909-10 

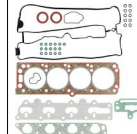
55 563 374
35x48
A SL RD MVQ



2x

2,0 X 20 XEV 100 kW (136 PS) BROUGHAM 08/94-12/97

02-33005-01



08-31965-01  
10/95



08-31979-01 
11/95→



61-33005-10
92 067 765
87 Ø
1,3 mm



14-32104-01
90 466 480 (10x)



15-31997-01
90 501 944
+90 411 826 (10x)



71-31997-00
90 501 944




12-31306-01




70-31306-10



16x

71-31976-00 



71-31971-00 



71-25885-00  



71-31965-00  
10/95




71-31978-00 



71-31979-00 


55 354 477
11/95→



81-25516-10 

90 183 572
31x50
A SL RD FPM



81-38229-00 

90 354 378
90x104
A SL LD












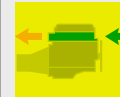


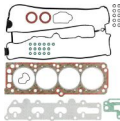







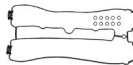
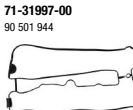

























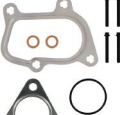








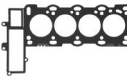







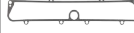

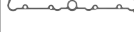







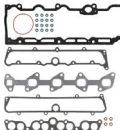









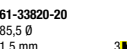

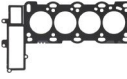







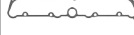









81-24909-10 


55 563 374
35x48
A SL RD MVQ








2x


DAEWOO/CHEVROLET															
Ltr.															
2,0	X 20 XEV	100 kW (136 PS)	PRINCE	08/93-08/98		02-33005-01  02-33005-04 	08-31965-01   08-31979-01  		61-33005-10 92 067 765 87 Ø 1,3 mm 	14-32104-01 90 466 480 (10x) 	15-31997-01 90 501 944 +90 411 826 (10x)  71-31997-00 90 501 944 	12-31306-01  70-31306-10  16x	71-31976-00  90 412 459  71-31971-00   71-34278-00   71-25865-00  	71-31965-00   71-31978-00   71-31979-00  	81-25516-10  90 183 572 31x50 A SL RD FPM  81-38229-00  90 354 378 90x104 A SL LD  81-24909-10  55 563 374 35x48 A SL RD MVQ  2x
2,0	Y 20 DTH	74 kW (101 PS)				02-34277-01 	08-34164-01 	04-10190-01   71-36773-00  	61-33820-00 85,5 Ø 1,3 mm MLS  1  61-33820-10 85,5 Ø 1,4 mm MLS  2  61-33820-20 85,5 Ø 1,5 mm MLS  3  	14-32105-01 	71-34277-00 	12-31306-01  70-31306-10  16x	71-34286-00   71-34933-00   71-35319-00   71-34279-00  	71-34164-00 	81-35723-00  55x68 AB SL RD FPM  81-34301-00  99x114 A LD FPM/ACM 
2,0	Y 20 DTH	74 kW (101 PS)				02-34277-01 	08-34164-01 	04-10190-01   71-36773-00  	61-33820-00 85,5 Ø 1,3 mm MLS  1  61-33820-10 85,5 Ø 1,4 mm MLS  2  61-33820-20 85,5 Ø 1,5 mm MLS  3  	14-32105-01 	71-34277-00 	12-31306-01  70-31306-10  16x	71-34286-00   71-35319-00   71-34279-00  	71-34164-00 	81-35723-00  55x68 AB SL RD FPM  81-34301-00  99x114 A LD FPM/ACM 

DAEWOO/CHEVROLET

Ltr.  2,0 Z 20 DM
Z 20 DMH 89-110 kW (121-150 PS) TOSCA TDCi 02/06



61-37215-00
96 440 163
1,1 mm
MLS 
61-37215-10
96 440 164
1,2 mm
MLS 
61-37215-20
96 440 165
1,3 mm
MLS 




14-32287-01
94 501 932 (10x)



71-38167-00
96 440 309




12-38227-01
96 440 146 (16x)




70-38227-00
96 440 146



71-38156-00 
96 440 379




71-38146-00 
96 440 364



70-31414-10





81-34805-00 
96 440 222
32x45
A SL RD ACM



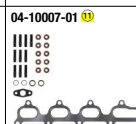
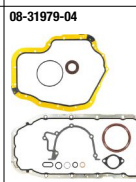
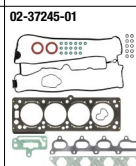
81-38231-00 
25 183 982
98x114
A SL LD FPM




81-53441-00 
96 440 161
36x50
A SL RD NBR



2,0 Z 20 LEH 177 kW (240 PS) ASTRA 01/10-01/14



61-37245-00
87,5 Ø
MLS 



14-32104-01
90 466 480 (10x)




15-31997-01
90 501 944
+90 411 826 (10x)




12-31306-01
90 412 459





71-31976-00 
90 412 459




71-35321-00 
90 412 459



71-31978-00
55 354 477









81-25516-10 
90 183 572
31x50
A SL RD FPM












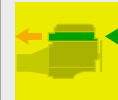


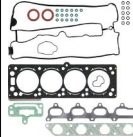

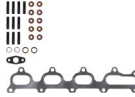


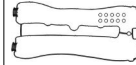



























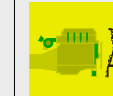











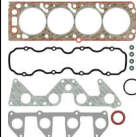



















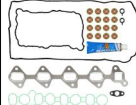



















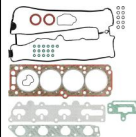



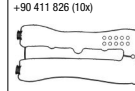







81-38229-00 
90 354 378
90x104
A SL LD

















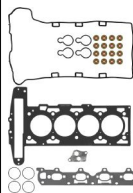

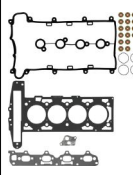


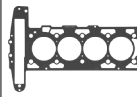

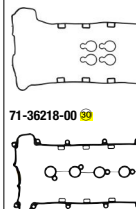
















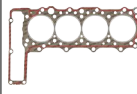
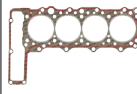

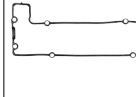














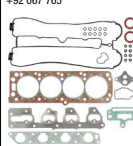



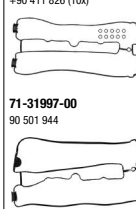
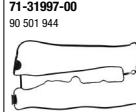













81-24909-10 
55 563 374
35x48
A SL RD MVQ

















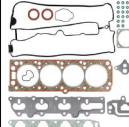








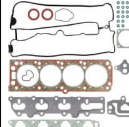

















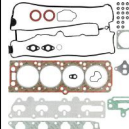



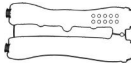
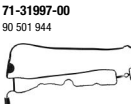















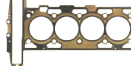

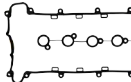









DAEWOO/CHEVROLET															
Ltr.															
2,0	Z 20 LER	147 kW (200 PS)	ASTRA	09/05-12/08									 		  
2,0	Z 20 S1	92-110 kW (125-150 PS)							  				 		  









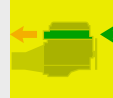





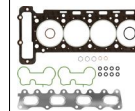
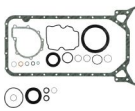













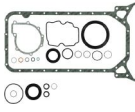


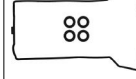




















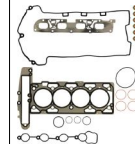

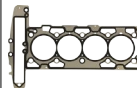

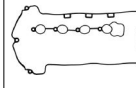
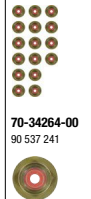













DAEWOO/CHEVROLET																
Ltr.																
2,0	20 NEJ	81 kW (110 PS)				02-26775-05	08-31979-01		61-26775-10 87,5 Ø 1,3 mm	14-32037-01	71-33367-00	12-26546-01	71-26510-10 	71-26510-10 	71-31978-00	81-25516-10  90 183 572 31x50 A SL RD FPM
												 8x	 71-25513-10  71-25865-00  	 71-31979-00 55 354 477	 81-38229-00  90 354 378 90x104 A SL LD	 81-24909-10  55 563 374 35x48 A SL RD MVQ
2,2	A 22 DMH LNO Z 22 D1	120-138 kW (163-188 PS)	CAPTIVA CAPTIVA D	03/11		02-40664-01	08-41122-01		61-37870-00 25 190 137 87 Ø 1,05 mm MLS 61-37870-10 25 190 138 87 Ø 1,15 mm MLS 61-37870-20 25 190 139 87 Ø 1,25 mm MLS	14-32340-01 94 502 227 (10x)	15-40664-01 25 186 594	12-38209-02 55 183 812 (16x)	71-54213-00  96 868 320 71-40666-00  96 868 298	70-31414-10 	81-40697-00  96 868 128 50x65 A SL RD PTFE 81-40698-00  96 868 243 98x114 A SL LD PTFE	
									 1   2   3 			 16x				
2,2	C 22 SEL LA9	101-106 kW (137-144 PS)	VECTRA	12/97		02-33005-01	08-31965-02 92 061 971		61-33005-10 92 067 765 87 Ø 1,3 mm	14-32104-01 90 466 480 (10x)	15-31997-01 90 501 944 +90 411 826 (10x)	12-31306-01	71-31976-00  90 412 459 71-31971-00  71-25865-00  	71-31978-00	81-25516-10  90 183 572 31x50 A SL RD FPM	
											 71-31997-00 90 501 944	 16x		 71-34163-00	 81-38229-00  90 354 378 90x104 A SL LD	 81-24909-10  55 563 374 35x48 A SL RD MVQ
																2x









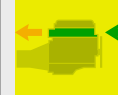










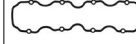


















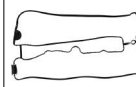

















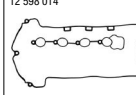













DAEWOO/CHEVROLET

Ltr.														
2,2	L61 Z 22 SE	104-111 kW (141-151 PS)	ALERO ASTRA CAVALIER CAVALIER LPG CLASSIC COBALT HHR MALIBU VECTRA ZAFIRA	08/00	 02-34330-01   02-34330-02 	 08-38272-01		 61-34330-00 87 Ø 0,5 mm MLS	 14-32169-01 90 537 691 (10x)	 15-34276-01   71-36218-00 	 12-34264-01 90 537 241 (16x)  70-34264-00 90 537 241	16x  11-34289-01   71-34287-00 	 70-31414-10	 81-33489-10  25 193 519 42x55 RD FPM  81-38229-00  90 354 378 90x104 A SL LD
2,2	MB OM 601	74 kW (101 PS)	MUSSO TD	09/99	 02-29120-01	 08-26204-02		 61-29120-20 90,5 Ø 1,8 mm  61-29120-30 90,5 Ø 2 mm	 14-32031-01	 71-26222-10	 12-27214-03  70-27214-00   70-28424-10 	4x  71-26219-00 	 71-26206-20   71-26204-10	 81-26248-10  45x67 A SL RD PTFE  81-26249-00  93x114 A SL LD FPM
2,2	T 22 SED	100 kW (136 PS)	LEGANZA	04/99-12/02	 02-33005-09 93 742 408 +92 067 765	 08-31965-02 92 061 971		 61-33005-10 92 067 765 87 Ø 1,3 mm	 14-32104-01 90 466 480 (10x)	 15-31997-01 90 501 944 +90 411 826 (10x)  71-31997-00 90 501 944	 12-31306-12 12 855 396 (16x)  70-31306-00 12 855 396	16x  71-31976-00  90 412 459  71-38159-00  92 063 157	 71-31979-00 55 354 477	 81-25516-10  90 183 572 31x50 A SL RD FPM  81-38229-00  90 354 378 90x104 A SL LD  81-24909-10  55 563 374 35x48 A SL RD MVQ

DAEWOO/CHEVROLET




























DAEWOO/CHEVROLET																
Ltr. 																
2,2	X 22 SE		98-104 kW (133-141 PS)			02-33005-06 	08-31965-02 92 061 971 			61-33005-10 92 067 765 87 Ø 1,3 mm 	14-32104-01 90 466 480 (10x) 	71-31997-00 90 501 944 	12-31306-01  70-31306-10 	71-31976-00  90 412 459  71-34278-00  	71-34163-00 	81-25516-10  90 183 572 31x50 A SL RD FPM  81-38229-00  90 354 378 90x104 A SL LD  81-24909-10  55 563 374 35x48 A SL RD MVQ 
2,2	X 22 XE		100 kW (136 PS)	PRINCE	08/97-08/99	02-33515-01 	08-31979-02 			61-33005-10 92 067 765 87 Ø 1,3 mm 	14-32104-01 90 466 480 (10x) 	15-31997-01 90 501 944 +90 411 826 (10x)  71-31997-00 90 501 944 	12-31306-01  70-31306-10 	71-31976-00  90 412 459  71-31971-00  	71-31979-00 55 354 477 	81-25516-10  90 183 572 31x50 A SL RD FPM  81-38229-00  90 354 378 90x104 A SL LD  81-24909-10  55 563 374 35x48 A SL RD MVQ 
2,2	Z 22 YH		110-114 kW (150-155 PS)	VECTRA ZAFIRA	01/05	02-36215-01 	08-38272-01 			61-36215-00 MLS 	14-32169-01 90 537 691 (10x) 	71-36218-00 	12-34264-01 90 537 241 (16x)  70-34264-00 90 537 241 	71-34287-00  	70-31414-10 	81-33489-10  25 193 519 42x55 RD FPM  81-38229-00  90 354 378 90x104 A SL LD 

DAEWOO/CHEVROLET															
Ltr.															
2,3	M 111.970	103 kW (140 PS)	MUSSO	01/99								 70-29491-00 	 71-29349-00 		81-26248-00  45x67 A SL RD FPM  81-26249-00  93x114 A SL LD FPM 
2,3	M 161.970	105 kW (143 PS)	KORANDO	01/99								 70-29491-01 16x 	 71-29349-00 		
2,3	4 ZD1	81 kW (110 PS)	LUV	02/92-11/99							 15-52393-01  70-52733-10 	 71-52398-00 		81-53268-00  40x56 A SL RD MVQ  81-53077-00  95x118 A SL LD FPM  81-53226-00  30x45 A SL OD MVQ 	
2,4	A 24 XE LAF LAT LEA LE5 LE9(145CUL4) LUK	122-136 kW (165-185 PS)	CAPTIVA COBALT EQUINOX HHR IMPALA MALIBU ORLANDO	07/04							 15-40822-01 12 598 014  70-34264-01 90 537 241 (16x) 	 11-77639-01  24 455 112 (4x)  70-54222-00  12 575 851  71-39351-00  12 622 668 		81-33489-10  25 193 519 42x55 RD FPM  81-38229-00  90 354 378 90x104 A SL LD 	

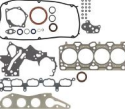
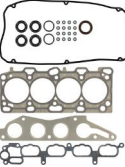


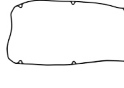












DAEWOO/CHEVROLET															
Ltr.															
2,4	C 24 SE	92-94 kW (125-128 PS)	BLAZER COLORADO	05/00-03/13		02-26775-04 	08-31965-02 92 061 971 		61-26775-10 87,5 Ø 1,3 mm  61-37455-00  90 Ø MLS 		71-33367-00 	12-26546-01 	71-26510-10   71-25513-10  	70-31414-10 	81-25516-10  90 183 572 31x50 A SL RD FPM  81-38229-00  90 354 378 90x104 A SL LD  81-24909-10  55 563 374 35x48 A SL RD MVQ 
2,4	LD9(147CUL4) Z 24 SED Z 24 XED	100-106 kW (136-144 PS)	CAPTIVA CAPTIVA LPG WINSTORM	06/06	01-31965-01 	02-31965-01 	08-31965-02 92 061 971 		61-10132-00 MLS 	14-32104-01 90 466 480 (10x) 	15-31997-01 90 501 944 +90 411 826 (10x)  71-31997-00 90 501 944 	12-31306-12 12 855 396 (16x)  70-31306-00 12 855 396 	71-38242-00   71-38159-00  92 063 157 	70-31414-10 	81-25516-10  90 183 572 31x50 A SL RD FPM  81-38229-00  90 354 378 90x104 A SL LD  81-24909-10  55 563 374 35x48 A SL RD MVQ 
2,4	LE5	123 kW (167 PS)	CAPTIVA	03/11		02-37900-01 	08-39572-01 		61-37900-00 12 597 769 90 Ø MLS 	14-10018-01 	15-40822-01 12 598 014 	12-34264-01 90 537 241 (16x)  70-34264-00 90 537 241  16x	11-77639-01  24 455 112 (4x)  71-54222-00  12 575 851  71-39351-00  12 622 668 	70-31414-10 	81-33489-10  25 193 519 42x55 RD FPM  81-38229-00  90 354 378 90x104 A SL LD 

DAEWOO/CHEVROLET


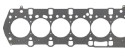

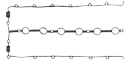













Ltr.  2,4 LE5 126-128 kW (171-174 PS) COBALT MALIBU 07/04-12/12 












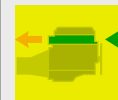



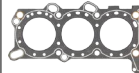













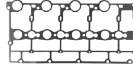



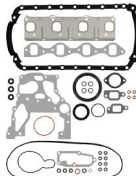
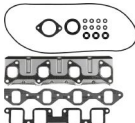














										
		08-39572-01 		61-37900-00 12 597 769 90 0 MLS 	14-32169-01 90 537 691 (10x) 	15-40822-01 12 598 014 	12-34264-01 90 537 241 (16x)  16x 70-34264-00 90 537 241  71-54222-00 12 575 851  71-39351-00 12 622 668 	11-77639-01 24 455 112 (4x)  71-54222-00 12 575 851  71-39351-00 12 622 668 	70-31414-10 	81-33489-10  25 193 519 42x55 RD FPM  81-38229-00  90 354 378 90x104 A SL LD 









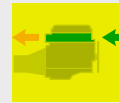


















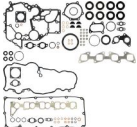





















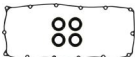
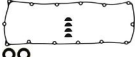




















2,4 4G69 105 kW (143 PS) S10 05/22









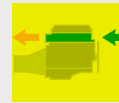








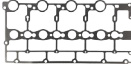
























01-10003-01 	02-10003-01 			61-10040-00 88 0 MLS 	14-55075-01 	71-10235-00 	12-54169-02 16x 70-54169-00 	71-10233-00   71-10234-00  	70-31414-10 	81-53279-10  44x60 A SL RD FPM  81-10387-00  A SL LD FPM  81-53246-00  35x50 A SL RD FPM 
--	--	--	--	---	--	--	--	--	--	---












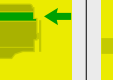




















































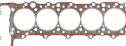







































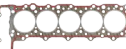








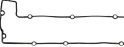











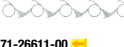







2,5 LBK 115 kW (156 PS) EPICA MAGNUS TOSCA 08/03
LF4(152CUL6)
X 25 D1

01-33490-01 93 740 212 				61-33490-00 96 451 758 78 0 	14-32365-01 94 501 711 (14x) 	71-54198-00 96 307 727 	12-54218-01 96 307 714 (24x)  24x 70-54218-00 96 307 714 	71-54199-00  96 307 801  71-54201-00  96 493 410 Cyl. 1-3  71-54202-00  96 493 411 Cyl. 4-6 	6x 70-31414-10 	81-37186-00  96 307 764 45x65 A SL RD FPM  81-23708-50  96 521 516 85x105 A SL LD FPM 
---	--	--	--	--	---	---	---	---	---	---


























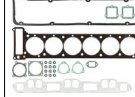











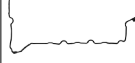


























DAEWOO/CHEVROLET														
Ltr.														
2,5	LE8(152CUV6)	115-123 kW (156-167 PS)	TRACKER	09/00-12/04				 61-53655-00 L 85 Ø 1,3 mm  61-53660-00 R 85 Ø 1,3 mm		 71-52976-00 R  71-52977-00 L	 12-52829-03	 71-52978-00 L R 2x  71-53693-00 R 2x	 70-31414-10	 81-53706-00 K R 45x63 A SL RD NBR  81-53704-00 K R 98x116 A SL LD NBR  81-53234-00 N R 2x 32x46 A SL RD MVQ
2,5	LVN	110 kW (150 PS)	TRAILBLAZER	08/12				 61-10037-00 1,32 mm MLS 61-10037-10 1,42 mm MLS  61-10037-20 1,52 mm MLS 		 71-10345-00		 71-10327-00 R L 71-10349-00 	 81-33636-00 N R 30x47 B LD NBR	
2,5	4JA1	81 kW (110 PS)	BLAZER COLORADO	10/94-12/12				 61-52675-00 94 Ø 1,6 mm MLS  61-52675-10 94 Ø 1,65 mm MLS  61-52675-20 94 Ø 1,7 mm MLS 		 15-52414-02 12-52834-01  70-52834-00  8x	 71-52962-00 L R  71-52963-00 L R (9)  71-52964-00 R	 71-52413-00	 81-53426-00 K R 50x68 A SL RD FPM  81-53077-00 K R 95x118 A SL LD FPM  81-53268-00 N R 40x56 A SL RD MVQ	












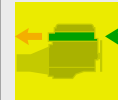




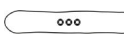










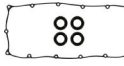

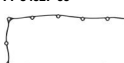





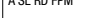






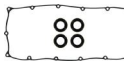






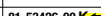
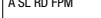






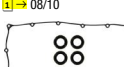









DAEWOO/CHEVROLET															
Ltr.															
2,5	4JA1-T	54-59 kW (73-80 PS)	LUV TAVERA VECTRA	02/92-10/17					61-52675-00 94 Ø 1,6 mm MLS  61-52675-10 94 Ø 1,65 mm MLS  61-52675-20 94 Ø 1,7 mm MLS  	14-32145-01 		12-52834-01  70-52834-00 8x 	71-53973-00  		81-53426-00  50x68 A SL RD FPM  81-53077-00  95x118 A SL LD FPM 
2,5	4JK1-TC	85-101 kW (116-137 PS)	COLORADO D-MAX S10	01/04	01-54027-02 	02-54027-01 			61-10116-00 96,5 Ø 1,05 mm MLS  61-10116-10 96,5 Ø 1,1 mm MLS  61-10116-20 96,5 Ø 1,15 mm MLS  		15-54027-01 	12-54047-01 	71-54031-00   71-54029-00  		81-53426-00  50x68 A SL RD FPM  81-53077-00  95x118 A SL LD FPM 
2,5	4JK1-TCX	122 kW (166 PS)	COLORADO	01/12 					61-10116-00 96,5 Ø 1,05 mm MLS  61-10116-10 96,5 Ø 1,1 mm MLS  61-10116-20 96,5 Ø 1,15 mm MLS  	14-32006-01 	15-54027-02  15-54027-03  71-54027-00 	12-54047-01 	71-54031-00   71-54029-00  	70-31414-10 	81-53426-00  50x68 A SL RD FPM  81-53077-00  95x118 A SL LD FPM 
2,8	LWH	132 kW (180 PS)	TRAILBLAZER TRAILBLAZER CRDI	08/12					61-10037-00 1,32 mm MLS 61-10037-10 1,42 mm MLS  61-10037-20 1,52 mm MLS  		71-10345-00 		71-10327-00  	71-10349-00 	81-33636-00  30x47 B LD NBR 

DAEWOO/CHEVROLET															
Ltr.															
2,8	LWH VM	132 kW (180 PS)	COLORADO S10 TRAILBLAZER	01/04					61-10037-00 1,32 mm MLS 61-10037-10 1,42 mm MLS 1  61-10037-20 1,52 mm MLS 2  		71-10345-00 	12-31306-12 12 855 396 (16x) 	71-10330-00   71-10327-00  	71-10349-00 	
2,8	LWN	128-149 kW (174-203 PS)	COLORADO D EXPRESS S10 TRAILBLAZER TRAILBLAZER CRDI	09/13					61-10286-00 55599222 95 Ø 1,1 mm MLS 61-10286-10 55599223 95 Ø 1,2 mm MLS 61-10286-20 55599224 95 Ø 1,3 mm MLS 		70-31414-10 	12-31306-12 12 855 396 (16x)  70-31306-00 12 855 396  16x	71-10330-00   71-10331-00  	71-10289-00  71-10334-00 	
2,8	XLD28	132-147 kW (179-200 PS)	COLORADO TRAILBLAZER	09/12					61-10062-00 95 Ø 1,1 mm MLS 61-10062-10 95 Ø 1,2 mm MLS 61-10062-20 95 Ø 1,3 mm MLS 		70-31414-10 		71-10330-00   71-10331-00  	71-10289-00  71-10334-00 	











































DAEWOO/CHEVROLET																	
Ltr.																	
2,8	Z 28 NET	184-188 kW (250-256 PS)	VECTRA	11/05		02-37220-01 R     02-37225-01 L    			61-37220-00 R MLS  61-37225-00 L MLS 	14-32293-01        	2x	71-38171-00 R  71-38172-00 L 	12-38226-01         70-38226-00 	2x	71-38222-00    71-38223-00    71-38174-00    71-38239-00   	70-31414-10 	81-38237-00  50x70 AB SL RD PTFE  81-90046-00  173x228 A SL LD LD PTFE 
2,9	MB-OM 601 29TD OM662LA	88 kW (120 PS)	KORANDO TD MUSSO	01/99		02-29245-01  	08-26572-04  		61-29245-30 90,5 Ø 1,7 mm 61-29245-40 90,5 Ø 2 mm 	14-32031-02               	71-26574-10 	12-27214-04        70-27214-00 AS  70-28424-10 ES  	5x	71-26571-20   71-26611-00  	71-26572-10 	81-26248-10  45x67 A SL RD PTFE  81-90002-00  	
2,9	MB-OM 662	72-73 kW (98-99 PS)	KORANDO D MUSSO D	01/99		02-29245-01  	08-26572-02  		61-29245-30 90,5 Ø 1,7 mm 61-29245-40 90,5 Ø 2 mm 	14-32031-02         	71-26574-10 	12-27214-04        70-27214-00 AS  70-28424-10 ES  	5x	71-26571-20   71-26611-00  	71-34038-00 	81-26248-10  45x67 A SL RD PTFE  81-26249-00  93x114 A SL LD FPM 	









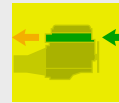




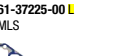



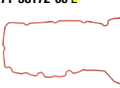






































DAEWOO/CHEVROLET

Ltr. 														
3,0	A 30 XH LFW	186-197 kW (253-268 PS)	CAPTIVA EQUINOX MALIBU	09/10										
								61-37220-00 R MLS 	14-32293-01 	2x 71-40676-00 L 	12-38226-01 	2x 71-40688-00 	2x 70-31414-10 	81-40709-00 K  40x70 A SL RD FPM 
								61-37225-00 L MLS 		71-40708-00 R 	70-38226-00 			81-10397-00 K  99x115 LD FPM 
3,0	C 30 NE	116-130 kW (158-177 PS)	PRINCE ROYALE SUPER SALOON	04/89-07/97		02-24675-12 	08-12842-03 	61-24675-20 97 Ø 1,1 mm 	14-32039-02 	71-27334-00 	12-27431-04 	71-28231-10 	10-12842-02 	81-19195-00 K  45x60 A SL RD ACM 
								61-37220-00 R MLS 	14-32293-01 	71-40676-00 L 	12-38226-01 	2x 71-40688-00 	2x 70-31414-10 	
								61-37225-00 L MLS 		71-40708-00 R 	70-38226-00 			
3,0	LF1	190-197 kW (258-268 PS)	CAPTIVA	11/10				61-37220-00 R MLS 	14-32293-01 	71-40676-00 L 	12-38226-01 	2x 71-40688-00 	2x 70-31414-10 	81-38237-00 K  50x70 AB SL RD PTFE 
								61-37225-00 L MLS 		71-40708-00 R 	70-38226-00 			
3,0	LF1	194-197 kW (264-268 PS)	CAPTIVA EQUINOX	09/09				61-37220-00 R MLS 	14-32293-01 	71-40676-00 L 	12-38226-01 	2x 71-40688-00 	2x 70-31414-10 	
								61-37225-00 L MLS 		71-40708-00 R 	70-38226-00 			

DAEWOO/CHEVROLET															
Ltr.															
3,0	4JH1-TC	96-97 kW (131-132 PS)	COLORADO COLORADO D	01/04-11/12	01-52414-02 				61-53900-00 97 Ø 1,4 mm MLS 1 61-53900-10 97 Ø 1,45 mm MLS 2 61-53900-20 97 Ø 1,5 mm MLS 3 		15-52414-02 	12-52834-01 	71-53973-00  71-52964-00 	70-31414-10 	81-53426-00  50x68 A SL RD FPM 81-53077-00  95x118 A SL LD FPM 
3,0	4JJ1	88 kW (120 PS)	COLORADO D	01/04-09/06 					61-10116-00 96,5 Ø 1,05 mm MLS 1 61-10116-10 96,5 Ø 1,1 mm MLS 2 61-10116-20 96,5 Ø 1,15 mm MLS 3 	14-32006-01 	15-54027-02  15-54027-03  71-54027-00 	12-54047-01 	71-54031-00  71-54029-00 	70-31414-10 	81-53426-00  50x68 A SL RD FPM 81-53077-00  95x118 A SL LD FPM 
3,0	4JJ1-TC	99-120 kW (135-163 PS)	COLORADO D D-MAX	10/06 	01-54027-01 	02-54027-01 			61-10116-00 96,5 Ø 1,05 mm MLS 1 61-10116-10 96,5 Ø 1,1 mm MLS 2 61-10116-20 96,5 Ø 1,15 mm MLS 3 	14-32006-01 	15-54027-02  15-54027-03  71-54027-00 	12-54047-01 	71-54031-00  71-54029-00 	70-31414-10 	81-53426-00  50x68 A SL RD FPM 81-53077-00  95x118 A SL LD FPM 
3,0	4JJ1-TC	107 kW (146 PS)	COLORADO D	01/04-12/12 	01-54027-01 	02-54027-01 			61-10116-00 96,5 Ø 1,05 mm MLS 1 61-10116-10 96,5 Ø 1,1 mm MLS 2 61-10116-20 96,5 Ø 1,15 mm MLS 3 	14-32006-01 	15-54027-02  15/08/10 15-54027-03  15/08/10 71-54027-00  15/08/10	12-54047-01 	71-54031-00  71-54029-00 	70-31414-10 	81-53426-00  50x68 A SL RD FPM 81-53077-00  95x118 A SL LD FPM 

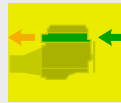
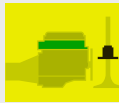
DAEWOO/CHEVROLET

Ltr.  3,2 LU1 Z 32 SE	 155-169 kW (211-230 PS) CAPTIVA	 21-28999999	 06/06								
3,2 LU1 Z 32 SE	155-169 kW (211-230 PS) CAPTIVA	 21-28999999	 06/06								
3,2 LU1 Z 32 SE	155-169 kW (211-230 PS) CAPTIVA	 31-38000001→	 06/06								
3,2 M 104.992 M 104.995	156-162 kW (212-220 PS) KORANDO MUSSO	 01/99	 01/99								

DAEWOO/CHEVROLET															
Ltr. 	3,2 Z 32 SEE	167 kW (227 PS)	WINSTORM	12/06					 61-37220-00 R MLS  61-37225-00 L MLS 	 14-32293-01 2x	 71-38171-00 R  71-38172-00 L	 12-38226-01 24x  70-38226-00 24x	 71-38222-00  2x  71-38174-00   2x		 81-38237-00  50x70 AB SL RD PTFE
3,2 10 HM	166 kW (226 PS)	CAPTIVA	01/12						 61-37220-00 R MLS  61-37225-00 L MLS 	 14-32293-01 2x	 71-38171-00 R  71-38172-00 L	 12-38226-01 24x  70-38226-00 24x	 71-38222-00  2x  71-38174-00   2x		 81-38237-00  50x70 AB SL RD PTFE  81-90046-00  173x228 A SL LD LD PTFE
3,2 6VD1 (DOHC)	143-149 kW (195-202 PS)	TROOPER	03/93-12/02						 61-36195-00 R MLS  61-36200-00 L MLS 			 12-36204-01 12x  70-36204-00 AS 12x  70-36206-00 ES 12x	 71-36319-00  2x  71-36317-00  2x		 81-36227-00  95x118 B SL LD FPM







































































DAEWOO/CHEVROLET



Ltr.  3,5 6 VE1 147-169 kW (200-230 PS)  CHEVY COLORADO LUV  10/02



61-36195-00 **R**
MLS

61-36200-00 **L**
MLS


12-36204-01




































































70-36204-00 **AS** 12x

70-36206-00 **ES** 12x


71-36319-00 **L** 2x

71-36317-00 2x


81-36227-00 **K**
95x118
B SL LD FPM


Haftungsausschluss

(für Katalog)

Alle Angaben in unserem Katalog wurden von uns sorgfältig geprüft, sind jedoch unverbindlich. Ersatzansprüche wegen Katalogangaben werden von uns nicht anerkannt. Der Käufer ist selbst verpflichtet, zu prüfen, ob unsere Teile für seine Zwecke geeignet sind. In allen Zweifelsfällen sollte Rücksprache mit unserem technischen Kundendienst erfolgen **Tel. +49 731 7046 999**.

Technische Weiterentwicklungen oder Änderungen bleiben vorbehalten, soweit damit keine Nachteile für den Kunden verbunden sind.

Angaben, Namens- und Markenzeichen, Beschreibungen, Nummern von Fahrzeugnummern und Herstellerzeichen, Original-Ersatzteilnummern der Fahrzeug- und Motorenhersteller u. a. sind ausschließlich für interne Zwecke gedacht. Solche Kennzeichnungen dürfen Fahrzeugbesitzern gegenüber nicht verwendet werden.

Wir weisen ausdrücklich darauf hin, dass alle von uns gelieferten Teile von geschultem Fachpersonal einzubauen sind. Reinz haftet für Fehler in diesem Katalog nur, wenn diese für den Kunden nicht offenbar erkennbar sind sowie nur bei Vorsatz und grober Fahrlässigkeit von Reinz, eines Vertreters oder eines Erfüllungsgehilfen. Dieser Haftungsausschluss gilt nicht im Rahmen

des Anwendungsbereichs des Produkthaftungsgesetzes und nicht bei Verletzung von Körper, Leben und Gesundheit, sowie bei der Verletzung von sog. Kardinalpflichten. Darüber hinaus ist unsere Haftung für Schäden, insbesondere für Personen-, Sach- oder Vermögensschäden, die unmittelbar oder mittelbar im Zusammenhang mit der Nutzung dieses Kataloges auftreten, sowie für nicht voraussehbare Schäden ausgeschlossen.

Reinz ist Inhaber aller Schutzrechte an den in diesem Katalog gespeicherten Daten. Kopie, Nachdruck, ganze oder teilweise Übernahme der Inhalte und Vervielfältigung, auch auszugsweise, ist nur mit unserer vorheriger schriftlichen Zustimmung sowie mit unserem Urheberrechtsvermerk zulässig.

Für Bestellungen, welche ab dem Erscheinungsdatum eines neuen Katalogs getätigt werden, sind alleine die Angaben des neuen Katalogs maßgeblich. Auf Angaben im Vorkatalog kann bei Neubestellungen nicht mehr zurückgegriffen werden.

Sofern Sie noch Fragen haben, bitten wir Sie, sich mit uns in Verbindung zu setzen.

VictorReinz.com/AGB

Exclusion of Liability

(for catalog)

All details in our catalog have been thoroughly checked by us but are however not binding. Right to damages on account of catalog details will not be recognized. The purchaser is obliged to check if our parts are suitable for their use. In all doubtful cases, the purchaser should consult our technical customer service under **+49 731 7046 999**.

We reserve the right to further technical developments or changes as long as no disadvantage for the customer results.

Details, name and trademarks, descriptions, numbers from vehicle numbers and manufacturer symbols, original vehicle replacement part numbers and engine manufacturer etc. are solely for internal use. Such labels must not be used with vehicle owners.

We specifically point out that all parts supplied by us must be assembled by trained specialists.

Reinz is liable for mistakes in this catalog only when they are not clearly recognizable for the customer, as well as by intent or gross negligence on the part of Reinz, it's representative or vicarious agent. This exclusion of liability does not apply within the framework of the field of

application of the product liability laws and not by bodily harm, life and health, as well as by violation of cardinal duties. In addition, our liability for damages, especially personal, property or financial damages that occur directly or indirectly as a result of the use of this catalog, as well as non-foreseeable damages are excluded.

Reinz is the owner of all patent rights on the data stored in this catalog. Copies, reprints, whole or partial takeover of the contents and duplication even in excerpts are only permissible with our prior written approval, as well as with our copyright note.

For orders placed after the publication date of a new catalog, only the details in the new catalog are binding and no fall back to details in the previous catalog is possible.

In case you have further questions, do not hesitate to contact us.

VictorReinz.com/AGB

VictorReinz.com

reinz.info@dana.com

Technical Hotline +49 (0)731 7046-9 99

REINZ-Dichtungs-GmbH

Reinzstrasse 3-7
89233 Neu-Ulm
Germany
+49 (0)731 7046-0

VICTOR REINZ[®]

