


VICTOR REINZ®



LEXUS
Q2 / 2024



VictorReinz.com/online-catalog

Victor Reinz®

at a Glance



Online Catalog

VictorReinz.com/online-catalog



Newsletter

VictorReinz.com/EN/News/Newsletter.aspx?region



Youtube

www.youtube.com/user/VictorReinzSealingEN



Catalog News

VictorReinz.com/news



Technical Service Information

VictorReinz.com/tsi



Facebook

www.facebook.com/VictorReinzParts



Just seal it!

VictorReinz.com/jsi



Technical Datasheet

VictorReinz.com/jsi-datasheet



LinkedIn

www.linkedin.com/showcase/victor-reinz-emea



Safety Datasheet

VictorReinz.com/jsi-datasheet



Homepage

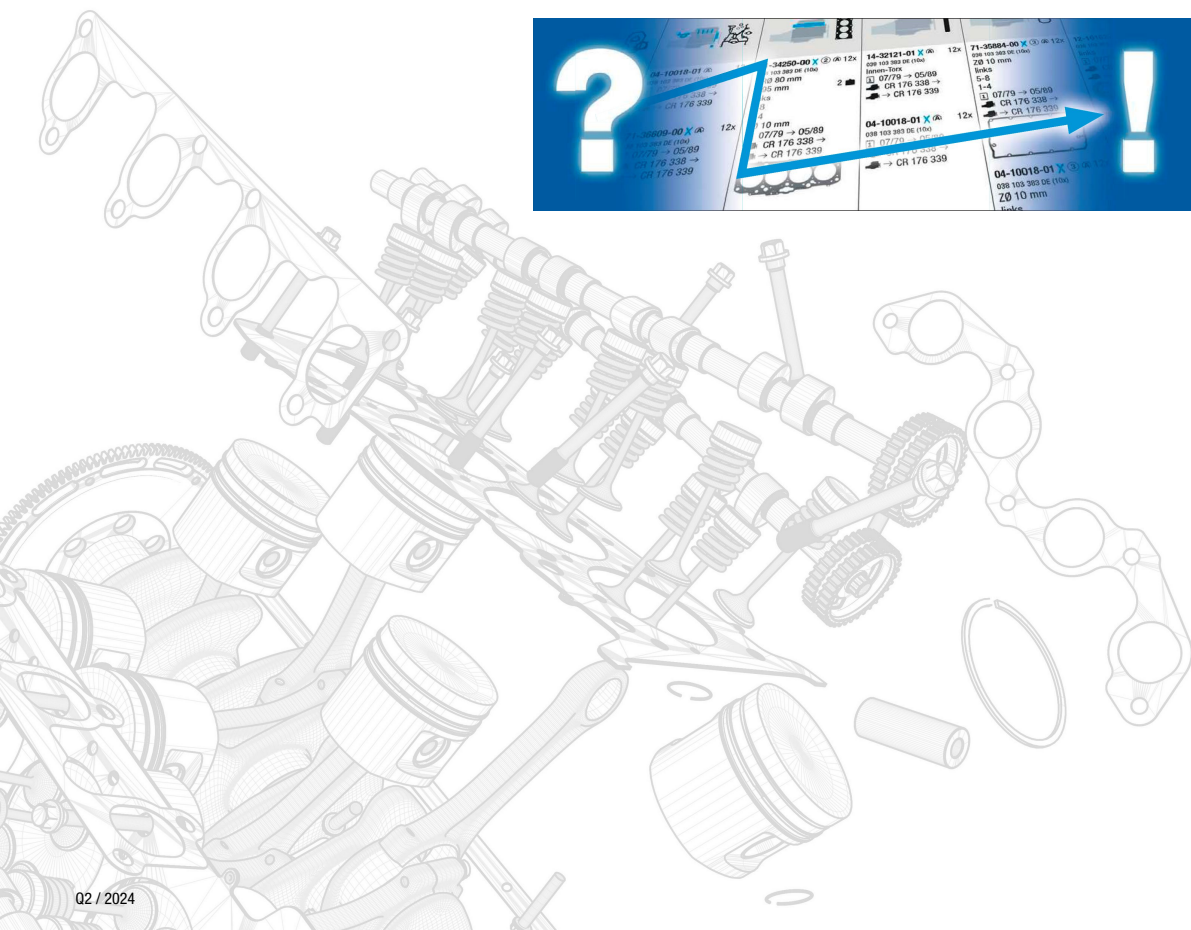
VictorReinz.com



VictorReinz.com/catalog-info



VictorReinz.com/catalog-how-to-use



LEXUS



0-9

1AR-FE	16
1FZ-FE	28
1GR-FE	25
1MZ-FE	16-18
1UR-FE	30
1UR-FSE	30
1UZ-FE	26-27
1VD-FTV	29
2AD-FHV	9
2AD-FTV	9
2AR-FE	12
2AR-FSE	13
2AR-FXE	13-14
2AZ-FE	10
2AZ-FXE	11
2GR-FE	23
2GR-FKS	14, 23-24
2GR-FSE	24
2GR-FXE	24
2GR-FXS	25
2JZ-GE	18-19
2UR-FSE	33
2UR-GSE	33-34
2UZ-FE	31-32
2VZ-FE	15
2ZR-FXE	5
3GR-FE	20
3GR-FSE	20
3MZ-FE	21
3UR-FE	34
3UZ-FE	27
3VZ-FE	20
3ZR-FAE	7
4GR-FSE	15
5ZR-FXE	5
6AR-FSE	7
8AR-FTS	8
8GR-FKS	25
8GR-FXS	25

A

A25A-FKS	11
A25A-FXS	12
A25B-FXS	12



M

M20A-FKS	6
M20A-FXS	6

T









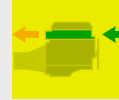





















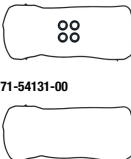






T24A-FTS	10
----------	----

V


V35A-FTS	21-22
----------	-------









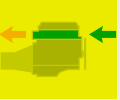









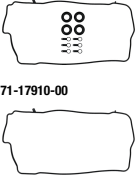






LEXUS

Ltr.  1,8 2ZR-FXE 100 kW (136 PS) CT 200h 09/11

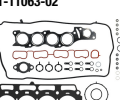








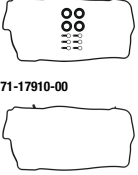






										
01-54025-02	02-54025-02			61-54025-00 0,7 mm MLS	14-32326-01	15-54131-01	12-54024-01 90913-02101 (8x) +90913-02112 (8x)	71-54086-00  71-37166-00 	70-31414-10	81-34146-00  38x50 A SL RD FPM
							  	 		
				61-54025-00 0,7 mm MLS	14-32326-01	15-54131-01	12-54024-01 90913-02101 (8x) +90913-02112 (8x)	71-54086-00  71-37166-00 	70-31414-10	81-34146-00  38x50 A SL RD FPM
							  	 		

LEXUS


Ltr.  2,0 M20A-FKS 110-127 kW (150-173 PS) ES 200 UX 200 10/18

										
01-11063-01	02-11063-01			61-10788-00 81,4 Ø 0,7 mm MLS	14-17868-01	15-17910-01	12-54024-01 90913-02101 (8x) +90913-02112 (8x)	71-17911-00  71-17915-00 	70-31414-10	81-10592-00  40x55 A SL RD FPM
							 70-54024-00 ES 8x 90913-02101  70-54026-00 AS 8x 90913-02112 			

2,0 M20A-FKS 131-135 kW (178-184 PS) UX 250h 10/18


				61-10788-00 81,4 Ø 0,7 mm MLS	14-17868-01	15-17910-01	12-54024-01 90913-02101 (8x) +90913-02112 (8x)	71-17911-00  71-17915-00 	70-31414-10	81-10592-00  40x55 A SL RD FPM
							 70-54024-00 ES 8x 90913-02101  70-54026-00 AS 8x 90913-02112 			

LEXUS


Ltr.  2,0 3ZR-FAE 110 kW (150 PS) NX 200 11/14



01-54025-03



02-54025-03



61-54025-00
0,7 mm
MLS



14-32326-01



15-54083-01



12-54024-01
90913-02101 (8x)
+90913-02112 (8x)



70-54024-00 **ES** 8x
90913-02101



70-54026-00 **AS** 8x
90913-02112




71-54086-00 **K**



71-37166-00 **K**



70-31414-10



81-34146-00 **K**
38x50
A SL RD FPM



81-54087-00 **K**
78x110
A SL LD FPM




2,0 6AR-FSE 110-123 kW (150-167 PS) ES 200 08/15

01-11074-01

02-11074-01

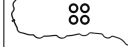
61-10815-00
86,5 Ø
0,7 mm
MLS



14-32333-03
90910-02162 (10x)



15-18272-01



71-18272-00



12-54024-01
90913-02101 (8x)
+90913-02112 (8x)



70-54024-00 **ES** 8x
90913-02101



70-54026-00 **AS** 8x
90913-02112



71-18267-00 **K**



71-10585-00 **K**
17173-36030



70-31414-10









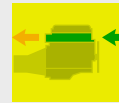







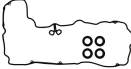







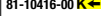













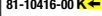





81-10416-00 **K**
90311-42051
42x54
A SL RD FPM






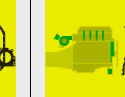

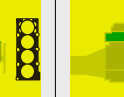

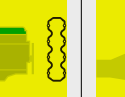

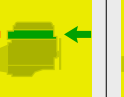






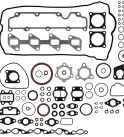
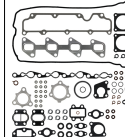
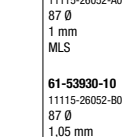
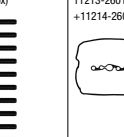
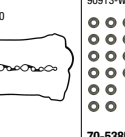






81-53556-00 **K**
90311-89007
89x105
SL LD FPM





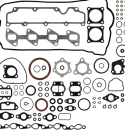
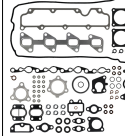

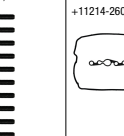
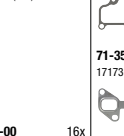






LEXUS															
Ltr. 															
2,0 8AR-FTS	170-175 kW (231-238 PS)		NX 200t NX 300 RX 200t RX 300	07/14	01-11318-01 04111-36273	02-11318-01 04112-36222			61-11318-00 11115-36061 87 Ø 0,7 mm MLS 	14-19326-01 	15-19312-01 11213-36050 +11214-36020 +11193-31010 (4x)  71-19312-00 11213-36050 	12-18108-01  70-18108-00 ES 8x 70-18110-00 AS 8x 	71-19318-00  17171-36040 71-19320-00  17173-36040 	70-31414-10 	81-10416-00  90311-42051 42x54 A SL RD FPM  81-53556-00  90311-89007 89x105 SL LD FPM 
2,0 8AR-FTS	177-180 kW (241-245 PS)	06/15	GS 200 GS 300 IS 200t IS 300 RC 200t RC 300		01-11321-01 04111-36291	02-11321-01 04112-36241			61-11321-00 11115-36070 87 Ø 0,7 mm MLS 	14-19326-01 	15-19312-01 11213-36050 +11214-36020 +11193-31010 (4x)  71-19312-00 11213-36050 	12-18108-01  70-18108-00 ES 8x 70-18110-00 AS 8x 	71-19318-00  17171-36040 71-19320-00  17173-36040 	70-31414-10 	81-10416-00  90311-42051 42x54 A SL RD FPM  81-53556-00  90311-89007 89x105 SL LD FPM 







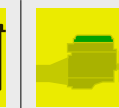

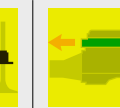

















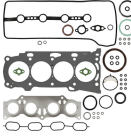
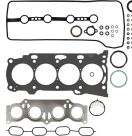


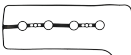



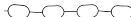




LEXUS







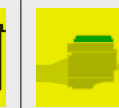

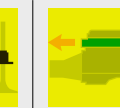







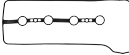




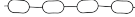







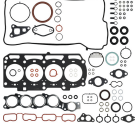
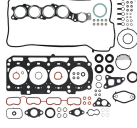
















Ltr.  2.2 2AD-FHV 130 kW (177 PS) IS 220d 08/05-07/12






























































											
01-53930-01	02-53930-01			61-53930-00 11115-26052-A0 87 Ø 1 mm MLS	14-32327-01 90910-02158 (10x)	15-54074-01 11213-26010 +11214-26010	12-53854-01 90913-W2001 (16x)	71-54073-00   08/10→	70-31414-10 	81-54078-00  90311-W0009 48x63 A SL RD FPM	
				61-53930-10 11115-26052-B0 87 Ø 1,05 mm MLS				71-35180-00  17173-0R010		81-54079-00  90311-W0010 90x106 A SL LD FPM	
				61-53930-20 11115-26052-C0 87 Ø 1,1 mm MLS				16x			
				61-53930-30 11115-26052-D0 87 Ø 1,15 mm MLS							
				61-53930-40 11115-26052-E0 87 Ø 1,2 mm MLS							
											

2,2 2AD-FTV 110 kW (150 PS) IS 200d 07/10-07/12















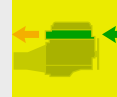











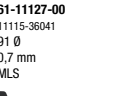



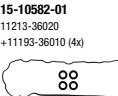






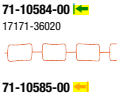











01-53930-01	02-53930-01			61-53930-00 11115-26052-A0 87 Ø 1 mm MLS	14-32327-01 90910-02158 (10x)	15-54074-01 11213-26010 +11214-26010	12-53854-01 90913-W2001 (16x)	71-54073-00  08/10→	70-31414-10	81-54078-00  90311-W0009 48x63 A SL RD FPM
				61-53930-10 11115-26052-B0 87 Ø 1,05 mm MLS				71-35180-00  17173-0R010		81-54079-00  90311-W0010 90x106 A SL LD FPM
				61-53930-20 11115-26052-C0 87 Ø 1,1 mm MLS						
				61-53930-30 11115-26052-D0 87 Ø 1,15 mm MLS						
				61-53930-40 11115-26052-E0 87 Ø 1,2 mm MLS						
										









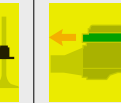











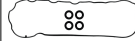





















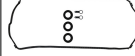
























LEXUS															
Ltr.															
2,4	T24A-FTS	205-273 kW (279-371 PS)	NX 350 RX 350 RX 500h	09/21 [NEW]						14-17867-03 90910-02201 (6X) +90910-02212 (4X) 	15-23185-01  71-23185-00 A 11213-25050  71-23186-00 I 11214-25020 	12-18108-01  70-18108-00 ES 8x  70-18110-00 AS 8x 	71-23190-00 I 17173-25030  	70-31414-10 	81-10592-00 K 40x55 A SL RD FPM  81-54079-00 K 90311-W0010 90x106 A SL LD FPM 
2,4	2AZ-FE	123 kW (167 PS)	ES 240	08/09-06/12	01-54260-02 	02-54260-02 			61-54260-00 11115-28040 90 Ø 0,5 mm MLS 	14-32333-03 90910-02162 (10x) 	71-53574-00 11213-28021 	12-54024-01 90913-02101 (8x) +90913-02112 (8x)  70-54024-00 ES 8x  70-54026-00 AS 8x 90913-02112 	71-53568-00 I 17177-28010  71-53554-00 17173-28010 	70-31414-10 	81-34146-00 K 38x50 A SL RD FPM  81-53556-00 K 90311-89007 89x105 SL LD FPM 
































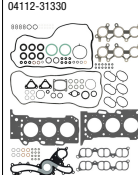





















LEXUS															
Ltr.															
2,4	2AZ-FXE	139 kW (189 PS)	HS 250h	09/09-12/12					61-54260-00 11115-28040 90 Ø 0,5 mm MLS 	14-32333-03 90910-02162 (10x) 	71-53574-00 11213-28021 	12-54024-01 90913-02101 (8x) +90913-02112 (8x)  70-54024-00 ES 8x 90913-02101  70-54026-00 AS 8x 90913-02112 	71-53568-00  17177-28010  71-53554-00  17173-28010 	70-31414-10 	81-34146-00  38x50 A SL RD FPM  81-53556-00  90311-89007 89x105 SL LD FPM 
2,5	A25A-FKS	147-152 kW (200-207 PS)	ES 250 NX 250 NX 260	10/18	01-11057-01 	02-11057-01 			61-10784-00 89 Ø 0,7 mm MLS 	14-17867-01 	15-17831-01  71-17831-00 	12-54024-01 90913-02101 (8x) +90913-02112 (8x)  70-54024-00 ES 8x 90913-02101  70-54026-00 AS 8x 90913-02112 	71-17837-00   71-17839-00  	70-31414-10 	81-10592-00  40x55 A SL RD FPM  81-54079-00  90311-W0010 90x106 A SL LD FPM 


















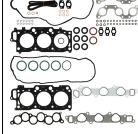





























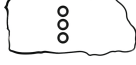


















LEXUS															
Ltr.															
2,5	A25A-FXS A25B-FXS	160-273 kW (218-371 PS)	07/18						61-10784-00 89 Ø 0,7 mm MLS 	14-17867-01 	15-17831-01  71-17831-00 	12-54024-01 90913-02101 (8x) +90913-02112 (8x)                              	71-17837-00   71-17839-00  	70-31414-10 	81-10592-00  40x55 A SL RD FPM  81-54079-00  90311-W0010 90x106 A SL LD FPM 
2,5	2AR-FE	133-135 kW (181-184 PS)	06/12-06/18	01-10152-03 04111-36060  10/15     											









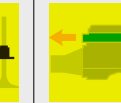





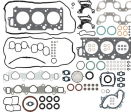

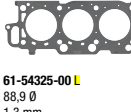









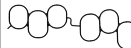




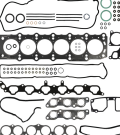







LEXUS












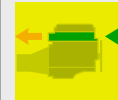


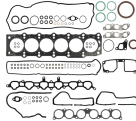

























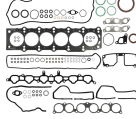

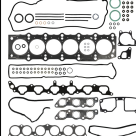

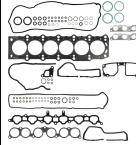
















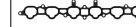


















<div>Ltr. </div> <div>2,5 2AR-FSE 161-164 kW (219-223 PS)</div> <div>GS 250 GS 300h IS 300h RC 300h</div> <div>04/13</div>										 <div>14-32333-03 90910-02162 (10x) </div>	 <div>12-54024-01 90913-02101 (8x) +90913-02112 (8x)  70-54024-00 ES 8x 90913-02101  70-54026-00 AS 8x 90913-02112 </div>	 <div>71-10585-00  17173-36030 </div>	 <div>70-31414-10 </div>	 <div>81-10416-00 K  90311-42051 42x54 A SL RD FPM  81-53556-00 K  90311-89007 89x105 SL LD FPM </div>
<div>Ltr. </div> <div>2,5 2AR-FXE 120-147 kW (163-200 PS)</div> <div>LM 300h NX 300h</div> <div>07/14</div>								 <div>61-11127-00 11115-36041 91 0 0,7 mm MLS </div>	 <div>14-32333-03 90910-02162 (10x) </div>	 <div>15-10582-01 11213-36020 +11193-36010 (4x)  71-10582-00 11213-0V010 </div>	 <div>12-54024-01 90913-02101 (8x) +90913-02112 (8x)  70-54024-00 ES 8x 90913-02101  70-54026-00 AS 8x 90913-02112 </div>	 <div>71-10584-00  17171-36020  71-10585-00  17173-36030 </div>	 <div>70-31414-10 </div>	 <div>81-10416-00 K  90311-42051 42x54 A SL RD FPM  81-53556-00 K  90311-89007 89x105 SL LD FPM </div>
































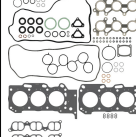


















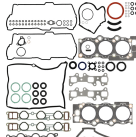


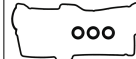













LEXUS															
Ltr.															
2,5	2AR-FXE	149-151 kW (203-205 PS)	ES 300 ES 300h	06/12-06/18	01-10065-01 04111-36114 	02-10065-01 04112-36092 			61-10065-00 11115-36040 91 Ø 0,7 mm MLS  61-11127-00  11115-36041 91 Ø 0,7 mm MLS  	14-32333-03 90910-02162 (10x) 	15-10582-01 11213-36020 +11193-36010 (4x)  71-10582-00 11213-0V010 	12-54024-01 90913-02101 (8x) +90913-02112 (8x)  70-54024-00 ES 8x 90913-02101  70-54026-00 AS 8x 90913-02112 	71-10584-00  17171-36020  71-10585-00  17173-36030 	70-31414-10 	81-10416-00  90311-42051 42x54 A SL RD FPM  81-53556-00  90311-89007 89x105 SL LD FPM 
2,5	2GR-FKS	183-225 kW (249-306 PS)	ES 350	10/18	01-11332-01 	02-11332-01 			61-11332-00  96 Ø 0,7 mm MLS  61-11333-00  96 Ø 0,7 mm MLS 	14-32333-02 2x 	15-20474-01  2x  15-20475-01   71-20474-00   71-20475-00  	12-54024-03 90913-02101 (6x) +90913-02112 (6x)  70-54024-00 ES 12x 90913-02101  70-54026-00 AS 12x 90913-02112 	71-20476-00  2x  71-20479-00    71-20480-00  2x  71-11160-00   	70-31414-10 	81-10568-00  42x60 A SL RD FPM  81-53344-10  90311-92010 92x110 A SL LD FPM 

LEXUS														
Ltr.														
2,5	2VZ-FE	118 kW (160 PS)	ES 250	12/89-12/91										
					<div>02-52940-01 04112-62020</div> <div></div>			<div>61-52940-00 R 11115-62060 89,5 Ø</div> <div></div> <div>61-53120-00 L 11116-62060 89,5 Ø</div> <div></div>		<div>15-52884-01 2x</div> <div></div>	<div>12-53057-02</div> <div></div>	<div>71-52893-00  2x 17177-62030</div> <div></div> <div>71-52894-00  2x 17173-62020</div> <div></div>	<div>70-31414-10</div> <div></div>	<div>81-53409-00 K  35x48 A SL RD MVQ</div> <div></div> <div>81-53344-00 K  90311-92006 92x110 A SL LD MVQ</div> <div></div> <div>81-53256-00 N  38x50 A SL RD NBR</div> <div></div>
2,5	4GR-FSE	149-158 kW (203-215 PS)	GS 250 IS 250	08/05	<div>01-54280-01</div> <div></div>	<div>02-54280-01 04112-31330</div> <div></div>		<div>61-54280-00 R 11115-31051 84,5 Ø 0,5 mm MLS</div> <div></div> <div>61-54285-00 L 11116-31031 84,5 Ø 0,5 mm MLS</div> <div></div>	<div>14-32333-01 90910-02162 (6x) +90105-10521 (2x)</div> <div></div> <div>14-32333-02</div> <div></div>	<div>15-42847-01 R 11213-31040 +11193-70010 (3x)</div> <div></div> <div>15-42848-01 L 11214-31020 +11193-70010 (3x)</div> <div></div>	<div>12-54024-03 2x 90913-02101 (6x) +90913-02112 (6x)</div> <div></div> <div>70-54024-00 ES 12x 90913-02101</div> <div></div> <div>70-54026-00 AS 12x 90913-02112</div> <div></div>	<div>71-42893-00  2x 17177-31021</div> <div></div> <div>71-42979-00   3x</div> <div></div> <div>71-42846-00  2x 17173-31020</div> <div></div>	<div>70-31414-10</div> <div></div>	<div>81-53274-00 K  90311-42045 42x60 A SL RD NBR</div> <div></div> <div>81-53344-10 K  90311-92010 92x110 A SL LD FPM</div> <div></div>












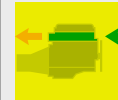






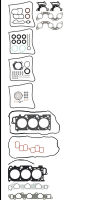
























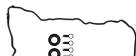


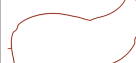











LEXUS																	
Ltr.																	
3,0	1MZ-FE	140-149 kW (190-203 PS)	ES 300 ES 330	10/96-12/01	01-54300-01 04111-20041  01-54310-01 04111-20043 	02-54300-01 04112-20031  02-54310-01 04112-20033 			61-54300-00 R  61-54305-00 L  61-54310-00 R 88,9 Ø 1,3 mm MLS  61-54315-00 L 88,9 Ø 1,3 mm MLS 	14-32392-01 90910-02117 (6x) 	2x	15-43042-01 R 11213-20020 +11193-70010 (3x)  15-43043-01 L 11214-20010 +11193-70010 (3x) 	12-54024-03 90913-02101 (6x) +90913-02112 (6x)  70-54024-00 ES 90913-02101  70-54026-00 AS 90913-02112 	2x	71-43044-00  17177-20020  71-43046-00  17178-20020  71-43047-00  ⑨ 17176-62030  71-43048-00  2x 17173-20030 	70-31414-10 	81-53576-00  90311-40022 40x55 A SL RD MVQ  81-53344-10  90311-92010 92x110 A SL LD FPM  81-53572-00  2x 90311-38034 38x50 A SL RD FPM 
3,0	1MZ-FE	148-164 kW (201-223 PS)	RX 300	01/98-05/03					61-54320-00 R 88,9 Ø 1,3 mm MLS  61-54325-00 L 88,9 Ø 1,3 mm MLS 	14-32392-01 90910-02117 (6x) 	2x	15-43049-01 R 11213-20030 +11193-70010 (3x)  15-43051-01 L 11214-20030 +11193-70010 (3x) 	12-54024-03 90913-02101 (6x) +90913-02112 (6x)  70-54024-00 ES 90913-02101  70-54026-00 AS 90913-02112 	2x	71-43044-00  17177-20020  71-43046-00  17178-20020  71-43047-00  ⑨ 17176-62030  71-43048-00  2x 17173-20030 	70-31414-10 	81-53576-00  90311-40022 40x55 A SL RD MVQ  81-53344-10  90311-92010 92x110 A SL LD FPM  81-53572-00  2x 90311-38034 38x50 A SL RD FPM 

LEXUS															
Ltr. 															
3,0	1MZ-FE		150-157 kW (204-213 PS)	ES 300 RX 300	08/01-12/08	01-54320-01 04111-0A073	02-54320-01 04112-0A073		61-54320-00 R 88,9 Ø 1,3 mm MLS	14-32392-01 90910-02117 (8x)	2x 15-43049-01 R 11213-20030 +11193-70010 (3x)	12-54024-03 90913-02101 (6x) +90913-02112 (6x)	2x 71-43044-00 L 17177-20020	70-31414-10 	81-53576-00 K 90311-40022 40x55 A SL RD MVQ
									61-54325-00 L 88,9 Ø 1,3 mm MLS		15-43051-01 L 11214-20030 +11193-70010 (3x)	71-43046-00 L 17178-20020	71-43052-00 L 17176-20010	71-43048-00 L 17173-20030	81-53344-10 K 90311-92010 92x110 A SL LD FPM
												70-54024-00 ES 90913-02101	12x 	71-43048-00 N 17173-20030	81-53572-00 N 90311-38034 38x50 A SL RD FPM
															2x
3,0	2JZ-GE		156 kW (212 PS)	GS 300	01/93-08/97	01-10013-01 04111-46065	02-10013-01 04112-46065		61-10013-00 11115-46045 87,5 Ø 0,3 mm MLS	14-10112-01 90910-02102 (14x)	71-10113-00 ES 11213-46020	12-52806-04 90913-02090 (12x) +90913-02089 (12x)	71-10115-00 L 17177-46040	70-31414-10 	81-10375-00 K 90311-46001 45,5x63 A SL RD FPM
											71-10114-00 AS 11214-46011		71-10438-00 L 17176-46020	71-10117-00 N 17173-46020	81-10376-00 K 90311-90006 90x110 A SL LD FPM
												70-52806-00 ES 90913-02090	12x 		2x
												70-54261-00 AS 90913-02089	12x 		




LEXUS															
Ltr.															
3,0	2JZ-GE	157-168 kW (213-228 PS)	GS 300 IS 300	08/97-10/05	01-10013-02 04111-46102 	02-10013-02 04112-46102 			61-10013-00 11115-46045 87,5 Ø 0,3 mm MLS 	14-10112-01 90910-02102 (14x) 	71-10114-00 AS 11214-46011  71-10119-00 ES 11213-46030 	12-52806-04 90913-02090 (12x) +90913-02089 (12x)  70-52806-00 ES 12x 90913-02090  70-54261-00 AS 12x 90913-02089 	71-10120-00  17177-46060  71-10438-00   17176-46020  71-10121-00  2x 17173-46051 	70-31414-10 	81-10375-00 K  90311-46001 45,5x63 A SL RD FPM  81-10376-00 K  90311-90006 90x110 A SL LD FPM  81-10377-00 N  2x 90311-40020 40,5x52,5 A SL RD ACM 
3,0	2JZ-GE	162 kW (220 PS)	SC 300	01/95-03/00	01-10013-01 04111-46065  09/97  01-10013-02 04111-46102  10/97→ 	02-10013-01 04112-46065  09/97  02-10013-02 04112-46102  10/97→ 			61-10013-00 11115-46045 87,5 Ø 0,3 mm MLS 	14-10112-01 90910-02102 (14x) 	71-10113-00 ES 11213-46020  09/97  71-10119-00 ES 11213-46030  10/97→  71-10114-00 AS 11214-46011 	12-52806-04 90913-02090 (12x) +90913-02089 (12x)  70-52806-00 ES 12x 90913-02090  70-54261-00 AS 12x 90913-02089 	71-10115-00   17177-46040  09/97  71-10120-00  17177-46060  10/97→  71-10438-00   17176-46020  71-10117-00   2x 17173-46020  09/97  71-10121-00   2x 17173-46051  10/97→ 	70-31414-10 	81-10375-00 K  90311-46001 45,5x63 A SL RD FPM  81-10376-00 K  90311-90006 90x110 A SL LD FPM  81-10377-00 N  2x 90311-40020 40,5x52,5 A SL RD ACM 

LEXUS																	
Ltr.																	
3,0	3GR-FE	170 kW (231 PS)	GS 300 IS 300	04/05-04/13				61-54270-00 R 11115-31041 89,5 Ø 0,5 mm MLS 	14-32333-01 90910-02162 (6x) +90105-10521 (2x) 	2x	15-42848-01 L 11214-31020 +11193-70010 (3x) 	12-54024-03 90913-02101 (6x) +90913-02112 (6x) 	2x	71-42846-00  17173-31020 	2x	70-31414-10 	81-53274-00 K  90311-42045 42x60 A SL RD NBR 
								61-54275-00 L 11116-31021 89,5 Ø 0,5 mm MLS 		15-54132-01 R 11213-31050 +11193-70010 (3x) 	70-54024-00 ES 90913-02101 	12x	71-42846-00  17173-31020 			81-53344-10 K  90311-92010 92x110 A SL LD FPM 	
3,0	3GR-FSE	183 kW (249 PS)	GS 300	04/05-11/11	01-54270-01 04111-31290 	02-54270-01 04112-31160 		61-54270-00 R 11115-31041 89,5 Ø 0,5 mm MLS 	14-32333-01 90910-02162 (6x) +90105-10521 (2x) 	2x	15-42847-01 R 11213-31040 +11193-70010 (3x) 	12-54024-03 90913-02101 (6x) +90913-02112 (6x) 	2x	71-42893-00  17177-31021 	2x	70-31414-10 	81-53274-00 K  90311-42045 42x60 A SL RD NBR 
								61-54275-00 L 11116-31021 89,5 Ø 0,5 mm MLS 		15-42848-01 L 11214-31020 +11193-70010 (3x) 	70-54024-00 ES 90913-02101 	12x	71-42894-00  17176-31020 	71-42846-00  17173-31020 	2x		81-53344-10 K  90311-92010 92x110 A SL LD FPM 
3,0	3VZ-FE	138 kW (188 PS)	ES 300	09/91-12/97	01-52940-02 	02-52940-02 		61-52940-00 R 11115-62060 89,5 Ø 		15-53577-01 	2x	12-53573-01 	71-53569-00  	2x	70-31414-10 	81-53409-00 K  35x48 A SL RD MVQ 	
								61-53120-00 L 11116-62060 89,5 Ø 				71-53571-00  				81-53344-00 K  90311-92006 92x110 A SL LD MVQ 	
																81-53572-00 N  90311-38034 38x50 A SL RD FPM 	2x

LEXUS

LEXUS																				
Ltr.																				
3,3	3MZ-FE	163-200 kW (222-272 PS)	ES 330 RX 300 RX 330 RX 400h	04/03-12/08	01-38320-01 04111-20630	02-38320-01 04112-20270				61-38320-00 R 11115-20051 93,4 Ø 1,3 mm MLS	14-32392-01 90910-02117 (6x)	2x	15-43049-01 R 11213-20030 +11193-70010 (3x)	12-54024-03 90913-02101 (6x) +90913-02112 (6x)	2x	71-43044-00  17177-20020	70-31414-10 	81-53576-00  90311-40022 40x55 A SL RD MVQ		
										 61-38325-00 L 11116-20051 93,4 Ø 1,3 mm MLS			 15-43051-01 L 11214-20030 +11193-70010 (3x)	 70-54024-00 ES 90913-02101	12x	 71-43046-00  17178-20020	 71-43057-00  17176-20020	 71-43048-00  17173-20030	 71-43048-00  17173-20030	 81-53344-10  90311-92010 92x110 A SL LD FPM
													 70-54026-00 AS 90913-02112	12x			 81-53572-00  90311-38034 38x50 A SL RD FPM			
3,5	V35A-FTS	305 kW (415 PS)	LX 600	10/21	01-11341-03 04111-70291	02-11341-03 04112-70271				61-11341-00 R 86,4 Ø 0,7 mm MLS	14-17867-02 90910-02201 (4x) +90910-02212 (4x)	2x	15-20825-01 R 11213-70080 +11193-37030 (3x) +11213-31080 (6x)	12-18108-02 11213-70080 +11193-37030 (3x) +11213-31080 (6x)	2x	71-20765-00  17176-70030	70-31414-10 	81-10662-00  90311-44010 44x62 A SL RD FPM		
										 61-11342-00 L 86,4 Ø 0,7 mm MLS			 15-20826-01 L 11214-70030 +11193-37030 (3x) +11213-31080 (6x)	 71-20825-00 R 11213-70080		 71-20831-00  17176-70030	 71-20814-00  17173-70060	 71-20815-00  17198-70010	 71-20778-00  102x118 A SL LD FPM	 81-10663-00  90311-99016 102x118 A SL LD FPM
													 71-20826-00 L 11214-70030				 81-10663-00  90311-99016 102x118 A SL LD FPM			

LEXUS

Ltr.  3,5 V35A-FTS 307-310 kW (417-421 PS) LS 500  10/17 




01-11341-02
04111-70273
 10/20

01-11341-03
04111-70291
 11/20→

02-11341-02
04112-70253
 10/20

02-11341-03
04112-70271
 11/20→

61-11341-00 R
86,4 Ø
0,7 mm
MLS




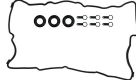
61-11342-00 L
86,4 Ø
0,7 mm
MLS



14-17867-02
90910-02201 (4X)
+90910-02212 (4X)



15-20820-01 R
11213-70050
+11193-37030 (3x)
+11213-31080 (6x)
 10/20



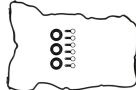
15-20821-01 L
 10/20



15-20825-01 R
11213-70080
+11193-37030 (3x)
+11213-31080 (6x)
 11/20→



15-20826-01 L
11214-70030
+11193-37030 (3x)
+11213-31080 (6x)
 11/20→



71-20820-00 R
11213-70050
 10/20



71-20821-00 L
11214-70010
 10/20



71-20825-00 R
11213-70080
 11/20→



12-18108-02
 2x



70-18108-00 ES 12x



70-18110-00 AS 12x




71-20828-00 K  2x
17177-70062
 10/20



71-20765-00 K 2x
 11/20→



71-20830-00 K   9
17176-70020
 10/20




71-20831-00 K   9
17176-70030
 11/20→



71-20814-00 
17173-70060



71-20815-00 
17198-70010



71-20778-00   68 2x



70-31414-10









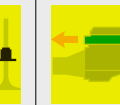







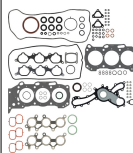



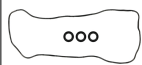
















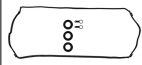








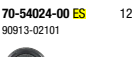






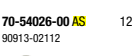









81-10662-00 K 
90311-44010
44x62
A SL RD FPM










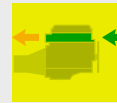




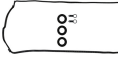







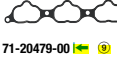













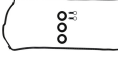







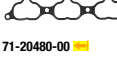






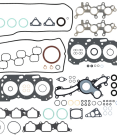
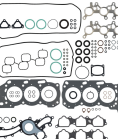




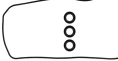








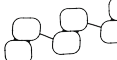









81-10663-00 K 
90311-99016
102x118
A SL LD FPM



LEXUS																
Ltr. 																
																
										71-20826-00 L 11214-70030  11/20 → 						
3,5	2GR-FE	183-206 kW (249-280 PS)	ES 350 ES350 RX 350	01/06-06/18	01-54250-01 04111-31444 	02-54250-01 04112-31272 		61-54250-00 R 11115-31110 96 Ø 0,5 mm MLS 	14-32333-01 90910-02162 (6x) +90105-10521 (2x) 	2x	15-42848-01 L 11214-31020 +11193-70010 (3x) 	12-54024-03 90913-02101 (6x) +90913-02112 (6x) 	2x	71-42842-00 K  17177-31040 	70-31414-10 	81-53274-00 K  90311-42045 42x60 A SL RD NBR 
								61-54255-00 L 11116-31090 96 Ø 0,5 mm MLS 			15-54132-01 R 11213-31050 +11193-70010 (3x) 	70-54024-00 ES 90913-02101 	12x	71-42844-00 K   3x 17178-31090 		81-53344-10 K  90311-92010 92x110 A SL LD FPM 
3,5	2GR-FKS	213-232 kW (290-316 PS)	GS 350 LM 350 RC 350 RX 350	03/12	01-11332-01	02-11332-01		61-11332-00 R 96 Ø 0,7 mm MLS 	14-32333-02 	2x	15-20474-01 R 	12-54024-03 90913-02101 (6x) +90913-02112 (6x) 	2x	71-20476-00 K  2x 	70-31414-10 	81-10568-00 K  42x60 A SL RD FPM 
								61-11333-00 L 96 Ø 0,7 mm MLS 			15-20475-01 L 	70-54024-00 ES 90913-02101 	12x	71-20479-00 K   		81-53344-10 K  90311-92010 92x110 A SL LD FPM 
											71-20474-00 R 	70-54026-00 AS 90913-02112 	12x	71-20480-00 K  2x 		
											71-20475-00 L 			71-11160-00 K   		

LEXUS

<div>Ltr. </div> <div>3,5 2GR-FXS</div> <div>230 kW (313 PS)</div> <div>RX 450h</div> <div>10/15</div>														
								<div>61-11332-00 R</div> <div>96 Ø</div> <div>0,7 mm</div> <div>MLS</div> 	<div>14-32333-02</div> <div>2x</div> 	<div>15-20474-01 R</div>  <div>15-20475-01 L</div>  <div>71-20474-00 R</div>  <div>71-20475-00 L</div> 	<div>12-54024-03</div> <div>90913-02101 (6x)</div> <div>+90913-02112 (6x)</div> <div>2x</div>  <div>70-54024-00 ES</div> <div>90913-02101</div> <div>12x</div> <div>70-54026-00 AS</div> <div>90913-02112</div> <div>12x</div>  	<div>71-20476-00 L </div> <div>2x</div>  <div>71-20479-00 L </div>  <div>71-20480-00 L</div> <div>2x</div>  <div>71-11160-00 L </div> <div>10</div> 	<div>70-31414-10</div> 	<div>81-10568-00 K </div> <div>42x60</div> <div>A SL RD FPM</div>  <div>81-53344-10 K </div> <div>90311-92010</div> <div>92x110</div> <div>A SL LD FPM</div> 
<div>3,5 8GR-FKS</div> <div>8GR-FXS</div> <div>229-264 kW (311-359 PS)</div> <div>LC 500h</div> <div>LS 350</div> <div>LS 500h</div> <div>10/17</div>								<div>61-11332-00 R</div> <div>96 Ø</div> <div>0,7 mm</div> <div>MLS</div> 	<div>14-32333-01</div> <div>90910-02162 (6x)</div> <div>+90105-10521 (2x)</div> <div>2x</div>  <div>14-32333-02</div> <div>2x</div> 	<div>15-20474-01 R</div>  <div>15-20475-01 L</div>  <div>71-20474-00 R</div>  <div>71-20475-00 L</div> 	<div>12-54024-03</div> <div>90913-02101 (6x)</div> <div>+90913-02112 (6x)</div> <div>2x</div>  <div>70-54024-00 ES</div> <div>90913-02101</div> <div>12x</div> <div>70-54026-00 AS</div> <div>90913-02112</div> <div>12x</div>  	<div>71-20476-00 L </div> <div>2x</div>  <div>71-20480-00 L</div> <div>2x</div> 	<div>70-31414-10</div> 	<div>81-10568-00 K </div> <div>42x60</div> <div>A SL RD FPM</div>  <div>81-53344-10 K </div> <div>90311-92010</div> <div>92x110</div> <div>A SL LD FPM</div> 
<div>4,0 1GR-FE</div> <div>202 kW (275 PS)</div> <div>GX 400</div> <div>05/12</div>				<div>01-54070-01</div> 	<div>02-54070-01</div> 			<div>61-54070-00 R</div> <div>MLS</div>  <div>61-54075-00 L</div> <div>MLS</div> 	<div>14-32333-01</div> <div>90910-02162 (6x)</div> <div>+90105-10521 (2x)</div> <div>2x</div>  <div>14-32333-02</div> <div>2x</div> 	<div>15-54132-01 R</div> <div>11213-31050</div> <div>+11193-70010 (3x)</div> <div>2x</div>  <div>15-54133-01 L</div> 	<div>12-54024-02</div> <div>90913-02101</div> <div>12x</div> <div>70-54024-00 ES</div> <div>90913-02101</div> <div>12x</div> <div>70-54026-00 AS</div> <div>90913-02112</div> <div>12x</div>  	<div>71-54136-00 L </div> <div>2x</div>  <div>71-54137-00 L </div>  <div>71-54139-00 L </div> <div>9</div>  <div>71-54138-00 L </div> <div>2x</div> 	<div>70-31414-10</div> 	<div>81-10568-00 K </div> <div>42x60</div> <div>A SL RD FPM</div>  <div>81-54129-00 K </div> <div>100x118</div> <div>A SL LD FPM</div> 

LEXUS																			
Ltr.																			
4,0	1UZ-FE	180-194 kW (245-264 PS)	LS 400 SC 400	09/89-07/00	01-10168-01 04111-50100 	02-10168-01 04112-50100 			61-10168-00 R 11115-50021 89,5 Ø 1,4 mm 61-10169-00 L 11116-50011 89,5 Ø 1,4 mm 	14-12043-01 90910-02180 (10x) 	2x	15-12044-01 11213-50021 +11193-15010 (4x) 71-12044-00 11213-50021 	2x	12-52806-05 90913-02123 (16x) 70-52806-00 90913-02090 	2x	71-12045-00 17171-50011 71-12152-00 17173-50010 70-31414-10 	2x	81-10469-00 43x60 A SL RD FPM 81-10470-00 95x113 A SL LD FPM 81-53256-00 38x50 A SL RD NBR 	2x
4,0	1UZ-FE	186 kW (253 PS)	LS 400	10/94-08/00	01-10168-01 04111-50100 01-10170-01 08/97→ 	02-10168-01 04112-50100 02-10170-01 08/97→ 			61-10168-00 R 11115-50021 89,5 Ø 1,4 mm 61-10169-00 L 11116-50011 89,5 Ø 1,4 mm 61-10170-00 R 11115-50042 89 Ø 1,3 mm MLS 61-10171-00 L 11116-50032 89 Ø 1,3 mm MLS 61-10172-00 R 11116-50032 89 Ø 1,3 mm MLS 	14-12043-01 90910-02180 (10x) 	2x	15-12044-01 11213-50021 +11193-15010 (4x) 15-11945-01 R 11213-50031 +11193-50010 (4x) 15-11946-01 L 11214-50011 +11193-50010 (4x) 71-12044-00 11213-50021 71-11945-00 R 11213-50031 71-11946-00 L 11214-50011 	2x	12-52806-05 90913-02123 (16x) 12-54024-01 90913-02101 (8x) +90913-02112 (8x) 70-52806-00 90913-02090 70-54024-00 ES 90913-02101 70-54026-00 AS 90913-02112 	2x	71-12045-00 17171-50011 71-11947-00 17171-50020 71-12152-00 17173-50010 71-11948-00 17173-50021 	2x	81-10469-00 43x60 A SL RD FPM 81-10470-00 95x113 A SL LD FPM 81-53256-00 38x50 A SL RD NBR 81-10452-00 71x85 A SL RD FPM 	2x

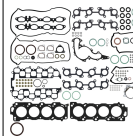
LEXUS

Ltr. 

4,0 1UZ-FE 203-216 kW (276-294 PS) GS 400 LS 400 SC 400 09/97-12/00



01-10170-01



02-10170-01




61-10170-00 R
11115-50042
89 Ø
1,3 mm
MLS



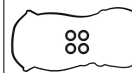
61-10171-00 L
11116-50032
89 Ø
1,3 mm
MLS



14-12043-01
90910-02180 (10x)



15-11945-01 R
11213-50031
+11193-50010 (4x)



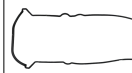
15-11946-01 L
11214-50011
+11193-50010 (4x)




71-11945-00 R
11213-50031



71-11946-00 L
11214-50011



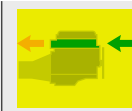
12-54024-01
90913-02101 (8x)
+90913-02112 (8x)



70-54024-00 ES
90913-02101



70-54026-00 AS
90913-02112



71-11947-00 L
17171-50020



71-11948-00
17173-50021



70-31414-10



81-10469-00 K
43x60
A SL RD FPM



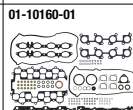
81-10470-00 K
95x113
A SL LD FPM



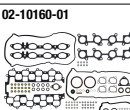
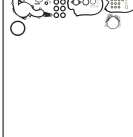
81-10452-00 N
71x85
A SL RD FPM




4,3 3UZ-FE 207-244 kW (282-332 PS) GS 430 LS 430 SC 430 08/00-11/11



01-10160-01




02-10160-01



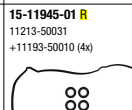
61-10160-00 R
11115-50070
92,4 Ø
1,1 mm
MLS



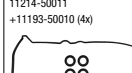
61-10161-00 L
11116-50060
92,4 Ø
1,1 mm
MLS




14-12043-01
90910-02180 (10x)



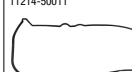
15-11945-01 R
11213-50031
+11193-50010 (4x)



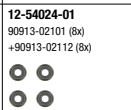
15-11946-01 L
11214-50011
+11193-50010 (4x)



71-11945-00 R
11213-50031



71-11946-00 L
11214-50011



12-54024-01
90913-02101 (8x)
+90913-02112 (8x)



70-54024-00 ES
90913-02101




70-54026-00 AS
90913-02112



71-11947-00 L
17171-50020



71-11949-00 K
17116-50010



71-11948-00
17173-50021



71-11960-00
17116-50010



70-31414-10



81-10469-00 K
43x60
A SL RD FPM






81-10470-00 K
95x113
A SL LD FPM




































































































81-10452-00 N
71x85
A SL RD FPM












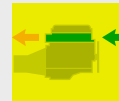















LEXUS



















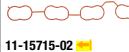



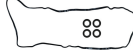
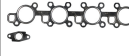








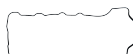


Ltr.  4,5 1FZ-FE 151 kW (205 PS) LX 450  09/95-12/97  1




































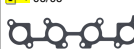
























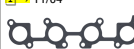



 	 	 	 	 	 	 	 	 	 	 
01-54125-01	02-54125-01			61-54125-00 1,4 mm	14-32354-01	15-54186-01	12-54196-01	71-54187-00   71-54191-00   71-54192-00   71-54188-00  71-54189-00  70-54196-00  ES 12x 70-54197-00  AS 12x	70-31414-10	81-54193-00   90311-52022 52x70 A SL RD FPM 81-54194-00   90311-99009 99x119 A SL LD
       	       			 	       	       	       	       	       	  

LEXUS

Ltr.  4,5 1VD-FTV 195-200 kW (265-272 PS) LX 450d 09/15


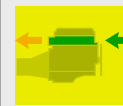
										
01-11658-01	02-11658-01			61-10145-00 R 87,5 Ø 1,25 mm MLS 1	14-11664-01 2x	15-11655-01 R  15-11656-01 L 	12-53854-01 90913-W2001 (16x)  70-53854-00 90913-W2001 	2x 71-11658-00 L  71-11659-00 L  71-11660-00 L  71-11663-00 L  71-11661-00 L  71-11662-00 L 	70-31414-10 	81-54193-00 K 90311-52022 52x70 A SL RD FPM  81-54129-00 K 100x118 A SL LD FPM 

LEXUS																	
Ltr.																	
4,6	1UR-FE	218-234 kW (296-318 PS)	GX 460 LX 460	01/10				<p>61-11071-00 R 96 Ø 0,7 mm MLS</p> 	<p>14-32333-03 90910-02162 (10x)</p> 	2x	<p>15-18288-02 L</p> 	<p>12-54024-01 90913-02101 (8x) +90913-02112 (8x)</p> 	2x	<p>71-18291-00 L</p> 	2x	<p>70-31414-10</p> 	<p>81-53274-00 K</p> <p>90311-42045 42x60 A SL RD NBR</p> 
								<p>61-11083-00 L 96 Ø 0,7 mm MLS</p> 			<p>15-20151-02 R</p> 		<p>11-15715-02</p> 	2x		<p>81-10470-00 K</p> <p>95x113 A SL LD FPM</p> 	
4,6	1UR-FE 1UR-FSE	240-288 kW (326-392 PS)	GS 460 LS 460	04/06 [NEW]				<p>61-11071-00 R 96 Ø 0,7 mm MLS</p> 	<p>14-32333-03 90910-02162 (10x)</p> 	2x	<p>15-23809-01 R 11213-38030 +11193-38020 (4x) +11229-38030</p> 	<p>12-54024-01 90913-02101 (8x) +90913-02112 (8x)</p> 	2x		<p>70-31414-10</p> 	<p>81-53274-00 K</p> <p>90311-42045 42x60 A SL RD NBR</p> 	
								<p>61-11083-00 L 96 Ø 0,7 mm MLS</p> 			<p>15-23810-01 L 11214-38020 +11193-38020 (4x) +11229-38030</p> 		<p>11-15715-02</p> 	2x		<p>81-10470-00 K</p> <p>95x113 A SL LD FPM</p> 	

LEXUS																	
Ltr.																	
4,7	2UZ-FE	170-202 kW (231-275 PS)	LX 470	05/98-03/08					61-10848-00 R 11115-50080 95,8 Ø 1,15 mm MLS 	14-15219-01 	2x	71-11945-00 R 11213-50031 	12-54024-01 90913-02101 (8x) +90913-02112 (8x) 	2x	71-11947-00   17171-50020 	70-31414-10 	81-10469-00 K  43x60 A SL RD FPM 
									61-10849-00 L 11116-50070 95,8 Ø 1,15 mm MLS 			71-11946-00 L 11214-50011 		71-11949-00   17116-50010 		81-10470-00 K  95x113 A SL LD FPM 	
											70-54024-00 ES 90913-02101 	16x	71-11948-00   17173-50021 		81-10543-00 N  90311-38065 38x85 A SL RD FPM 		
											70-54026-00 AS 90913-02112 	16x					
4,7	2UZ-FE	175-199 kW (238-271 PS)	GX 470	11/01-11/09					61-10848-00 R 11115-50080 95,8 Ø 1,15 mm MLS 	14-15219-01 	2x	71-11945-00 R 11213-50031 	12-54024-01 90913-02101 (8x) +90913-02112 (8x) 	2x	71-11947-00   17171-50020 	70-31414-10 	81-10469-00 K  43x60 A SL RD FPM 
									61-10849-00 L 11116-50070 95,8 Ø 1,15 mm MLS 			71-11946-00 L 11214-50011 		71-11949-00   17116-50010 		81-10470-00 K  95x113 A SL LD FPM 	
											70-54024-00 ES 90913-02101 	16x	71-11948-00   17173-50021 		81-10543-00 N  90311-38065 38x85 A SL RD FPM 		
											70-54026-00 AS 90913-02112 	16x					

LEXUS

Ltr.  4,7 2UZ-FE 196 kW (267 PS) GX 470  09/05-11/09 



61-10848-00 R
11115-50080
95,8 Ø
1,15 mm
MLS



61-10849-00 L
11116-50070
95,8 Ø
1,15 mm
MLS



14-15219-01



2x

71-11945-00 R

11213-50031



71-11946-00 L

11214-50011



12-54024-01
90913-02101 (8x)
+90913-02112 (8x)



2x

70-54024-00 ES
90913-02101



16x

70-54026-00 AS
90913-02112




16x

70-31414-10




81-10469-00 K 
43x60
A SL RD FPM



81-10470-00 K 
95x113
A SL LD FPM



4,7 2UZ-FE 197 kW (268 PS) LX 470 05/98-03/08

61-10848-00 R
11115-50080
95,8 Ø
1,15 mm
MLS



61-10849-00 L
11116-50070
95,8 Ø
1,15 mm
MLS



14-15219-01



2x

71-11945-00 R

11213-50031



71-11946-00 L

11214-50011



12-54024-01
90913-02101 (8x)
+90913-02112 (8x)



2x

70-54024-00 ES
90913-02101



16x

70-54026-00 AS
90913-02112



16x

70-31414-10




81-10469-00 K 
43x60
A SL RD FPM





81-10470-00 K 
95x113
A SL LD FPM





81-10543-00 N  2x
90311-38065
38x85
A SL RD FPM






LEXUS




Ltr.  5,0 2UR-FSE 327 kW (445 PS) LS 600h 09/07  1 [NEW]






61-11071-00 R
96 Ø
0,7 mm
MLS

61-11083-00 L
96 Ø
0,7 mm
MLS


14-32333-03
90910-02162 (10x)




2x **15-23809-01 R**
11213-38030
+11193-38020 (4x)
+11229-38030
15-23810-01 L
11214-38020
+11193-38020 (4x)
+11229-38030
71-23809-00 R
11213-38030

71-23810-00 L
11214-38020



12-54024-01
90913-02101 (8x)
+90913-02112 (8x)

70-54024-00 ES 16x
90913-02101

70-54026-00 AS 16x
90913-02112





70-31414-10



81-53274-00 K
90311-42045
42x60
A SL RD NBR

81-10470-00 K
95x113
A SL LD FPM




5,0 2UR-GSE 311 kW (423 PS) IS F 11/07-03/13


























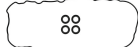
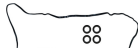












61-11071-00 R
96 Ø
0,7 mm
MLS

61-11083-00 L
96 Ø
0,7 mm
MLS


14-32333-03
90910-02162 (10x)


2x **12-54024-01**
90913-02101 (8x)
+90913-02112 (8x)

70-54024-00 ES 16x
90913-02101

70-54026-00 AS 16x
90913-02112


70-31414-10


81-53274-00 K
90311-42045
42x60
A SL RD NBR

81-10470-00 K
95x113
A SL LD FPM


LEXUS															
Ltr.															
5,0	2UR-GSE	330-352 kW (449-479 PS)	GS F IS 500 LC 500 RC F	08/14						 14-32333-03 90910-02162 (10x) 2x		 12-54024-01 90913-02101 (8x) +90913-02112 (8x) 2x  70-54024-00 ES 90913-02101 16x  70-54026-00 AS 90913-02112 16x	 70-31414-10	 81-53274-00 K 90311-42045 42x60 A SL RD NBR  81-10470-00 K 95x113 A SL LD FPM 	
5,7	3UR-FE	266-286 kW (362-389 PS)	LX 570	08/07					 61-11071-00 R 96 Ø 0,7 mm MLS  61-11083-00 L 96 Ø 0,7 mm MLS	 14-32333-03 90910-02162 (10x) 2x	 15-18288-02 L 2x  15-20151-02 R 2x  71-18288-00 L 2x  71-20151-00 R 2x	 12-54024-01 90913-02101 (8x) +90913-02112 (8x) 2x  70-54024-00 ES 90913-02101 16x  70-54026-00 AS 90913-02112 16x	 71-18291-00 L 2x  11-15715-02 2x  11-15715-02 2x	 70-31414-10	 81-53274-00 K 90311-42045 42x60 A SL RD NBR  81-10470-00 K 95x113 A SL LD FPM 

Haftungsausschluss

(für Katalog)

Alle Angaben in unserem Katalog wurden von uns sorgfältig geprüft, sind jedoch unverbindlich. Ersatzansprüche wegen Katalogangaben werden von uns nicht anerkannt. Der Käufer ist selbst verpflichtet, zu prüfen, ob unsere Teile für seine Zwecke geeignet sind. In allen Zweifelsfällen sollte Rücksprache mit unserem technischen Kundendienst erfolgen **Tel. +49 731 7046 999**.

Technische Weiterentwicklungen oder Änderungen bleiben vorbehalten, soweit damit keine Nachteile für den Kunden verbunden sind.

Angaben, Namens- und Markenzeichen, Beschreibungen, Nummern von Fahrzeugnummern und Herstellerzeichen, Original-Ersatzteilnummern der Fahrzeug- und Motorenhersteller u. a. sind ausschließlich für interne Zwecke gedacht. Solche Kennzeichnungen dürfen Fahrzeugbesitzern gegenüber nicht verwendet werden.

Wir weisen ausdrücklich darauf hin, dass alle von uns gelieferten Teile von geschultem Fachpersonal einzubauen sind. Reinz haftet für Fehler in diesem Katalog nur, wenn diese für den Kunden nicht offenbar erkennbar sind sowie nur bei Vorsatz und grober Fahrlässigkeit von Reinz, eines Vertreters oder eines Erfüllungsgehilfen. Dieser Haftungsausschluss gilt nicht im Rahmen

des Anwendungsbereichs des Produkthaftungsgesetzes und nicht bei Verletzung von Körper, Leben und Gesundheit, sowie bei der Verletzung von sog. Kardinalpflichten. Darüber hinaus ist unsere Haftung für Schäden, insbesondere für Personen-, Sach- oder Vermögensschäden, die unmittelbar oder mittelbar im Zusammenhang mit der Nutzung dieses Kataloges auftreten, sowie für nicht voraussehbare Schäden ausgeschlossen.

Reinz ist Inhaber aller Schutzrechte an den in diesem Katalog gespeicherten Daten. Kopie, Nachdruck, ganze oder teilweise Übernahme der Inhalte und Vervielfältigung, auch auszugsweise, ist nur mit unserer vorheriger schriftlichen Zustimmung sowie mit unserem Urheberrechtsvermerk zulässig.

Für Bestellungen, welche ab dem Erscheinungsdatum eines neuen Katalogs getätigt werden, sind alleine die Angaben des neuen Katalogs maßgeblich. Auf Angaben im Vorkatalog kann bei Neubestellungen nicht mehr zurückgegriffen werden.

Sofern Sie noch Fragen haben, bitten wir Sie, sich mit uns in Verbindung zu setzen.

VictorReinz.com/AGB

Exclusion of Liability

(for catalog)

All details in our catalog have been thoroughly checked by us but are however not binding. Right to damages on account of catalog details will not be recognized. The purchaser is obliged to check if our parts are suitable for their use. In all doubtful cases, the purchaser should consult our technical customer service under **+49 731 7046 999**.

We reserve the right to further technical developments or changes as long as no disadvantage for the customer results.

Details, name and trademarks, descriptions, numbers from vehicle numbers and manufacturer symbols, original vehicle replacement part numbers and engine manufacturer etc. are solely for internal use. Such labels must not be used with vehicle owners.

We specifically point out that all parts supplied by us must be assembled by trained specialists.

Reinz is liable for mistakes in this catalog only when they are not clearly recognizable for the customer, as well as by intent or gross negligence on the part of Reinz, it's representative or vicarious agent. This exclusion of liability does not apply within the framework of the field of

application of the product liability laws and not by bodily harm, life and health, as well as by violation of cardinal duties. In addition, our liability for damages, especially personal, property or financial damages that occur directly or indirectly as a result of the use of this catalog, as well as non-foreseeable damages are excluded.

Reinz is the owner of all patent rights on the data stored in this catalog. Copies, reprints, whole or partial takeover of the contents and duplication even in excerpts are only permissible with our prior written approval, as well as with our copyright note.

For orders placed after the publication date of a new catalog, only the details in the new catalog are binding and no fall back to details in the previous catalog is possible.

In case you have further questions, do not hesitate to contact us.

VictorReinz.com/AGB

VictorReinz.com

reinz.info@dana.com

Technical Hotline +49 (0)731 7046-9 99

REINZ-Dichtungs-GmbH

Reinzstrasse 3-7
89233 Neu-Ulm
Germany
+49 (0)731 7046-0

VICTOR REINZ®

